

COWLEY COUNTY COMMUNITY COLLEGE

**Financial Statements
With
Independent Auditor's Report**

June 30, 2020



Cowley County Community College

June 30, 2020

TABLE OF CONTENTS

	<u>Page</u>
Independent Auditor's Report	1 - 2
Management's Discussion and Analysis	3 - 13
Basic Financial Statements:	
Statements of Net Position	14
Statements of Revenues, Expenses and Changes in Net Position	15
Statement of Cash Flows	16
Notes to Financial Statements	17 - 38
Required Supplementary Information	
Schedule of Changes in the Net OPEB Liability - Healthcare	39
Schedule of the College's Proportionate Share of the Net OPEB Liability – Healthcare	40
Schedule of the College's Proportionate Share of the Net OPEB Liability – KPERS	
Death and Disability	41
Schedule of the College's OPEB Contributions – KPERS Death and Disability	42
Schedule of the College's Proportionate Share of the Net Pension Liability	43
Schedule of College Contributions	44
Notes to Required Supplementary Information	45
Supplementary Information:	
Schedule of Cash Receipts, Expenditures and Changes in Unencumbered Cash – Budget and	
Actual – Budgetary Basis:	
General Fund	46
Postsecondary Technical Education Fund	47
Adult Education Fund	48
Adult Supplementary Fund	49
Motorcycle Driver Safety Fund	50
Bookstore Fund	51
Housing Fund	52
Cosmetology Fund	53
Wellness Center Fund	54
Deli Fund	55
Capital Outlay Fund	56
Single Audit Section:	
Schedule of Expenditures of Federal Awards	57
Independent Auditor's Report on Internal Control over Financial Reporting and on	
Compliance and Other Matters Based on an Audit of Financial Statements Performed in	
Accordance with <i>Government Auditing Standards</i>	58 - 59
Independent Auditor's Report on Compliance with Requirements that could have a Direct	
and Material Effect on Each Major Program and on Internal Control over Compliance	
Required by the Uniform Guidance	60 - 61
Schedule of Findings and Questioned Costs	62 - 63

COWLEY COUNTY COMMUNITY COLLEGE
ORGANIZATIONAL DATA
FOR THE YEAR ENDED JUNE 30, 2020

BOARD OF TRUSTEES

OFFICERS OF THE BOARD OF TRUSTEES

Dr. Harold Arnett	Chairperson
Glennis Zimmerman	Vice Chairperson
Dr. Dennis C. Rittle, President	Interim Treasurer
Tiffany Vollmer	Board Clerk
David Andreas, JD	Legal Counsel

MEMBERS OF THE BOARD OF TRUSTEES

		<u>Term Expires</u>
Dr. Harold Arnett	Arkansas City, Kansas	January 2024
Nancy Burger	Winfield, Kansas	January 2024
Ned Graham	Winfield, Kansas	January 2022
Brian Sanderholm	Arkansas City, Kansas	January 2022
Gary Wilson	Arkansas City, Kansas	January 2022
Glennis Zimmerman	South Haven, Kansas	January 2024

CURRENT PRINCIPLE ADMINISTRATIVE OFFICERS

Dr. Dennis C. Rittle	President
Holly Harper, CPA	Vice President of Finance and Administration
Dr. Michelle Schoon	Vice President of Academic Affairs
Dr. Kori Gregg	Vice President of Institutional Advancement
Paul Erdmann	Vice President of Information Technology
Shane Larson	Athletic Director
Deborah Phelps	Executive Director of Institutional Effectiveness
Kristi Shaw	Executive Director of Enrollment Management
Jason O'Toole	Executive Director of Student Affairs
Pam Smith	Faculty Liaison

INDEPENDENT AUDITOR'S REPORT

Board of Trustees
Cowley County Community College
Arkansas City, Kansas

Report on the Financial Statements

We have audited the accompanying financial statements of the business-type activities and the aggregate discretely presented component unit of the Cowley County Community College (College), as of and for the year ended June 30, 2020, and the related notes to the financial statements, which collectively comprise the College's basic financial statements as listed in the table of contents.

Management's Responsibility for the Financial Statements

Management is responsible for the preparation and fair presentation of these financial statements in accordance with accounting principles generally accepted in the United States of America; this includes the design, implementation, and maintenance of internal control relevant to the preparation and fair presentation of financial statements that are free from material misstatement, whether due to fraud or error.

Auditor's Responsibility

Our responsibility is to express opinions on these financial statements based on our audit. We conducted our audit in accordance with auditing standards generally accepted in the United States of America, the standards applicable to financial audits contained in *Government Auditing Standards*, issued by the Comptroller General of the United States, and *the Kansas Municipal Audit and Accounting Guide*. Those standards require that we plan and perform the audit to obtain reasonable assurance about whether the financial statements are free from material misstatement.

An audit involves performing procedures to obtain audit evidence about the amounts and disclosures in the financial statements. The procedures selected depend on the auditor's judgment, including the assessment of the risks of material misstatement of the financial statements, whether due to fraud or error. In making those risk assessments, the auditor considers internal control relevant to the entity's preparation and fair presentation of the financial statements in order to design audit procedures that are appropriate in the circumstances, but not for the purpose of expressing an opinion on the effectiveness of the entity's internal control. Accordingly, we express no such opinion. An audit also includes evaluating the appropriateness of accounting policies used and the reasonableness of significant accounting estimates made by management, as well as evaluating the overall presentation of the financial statements.

We believe that the audit evidence we have obtained is sufficient and appropriate to provide a basis for our audit opinion.

Opinion

In our opinion, the financial statements referred to above present fairly, in all material respects, the respective financial position of the business-type activities and the aggregate discretely presented component unit of the College, as of June 30, 2020, and the respective changes in financial position, and, where applicable, cash flows thereof for the year then ended in accordance with accounting principles generally accepted in the United States of America.

Other Matters

Required Supplementary Information

Accounting principles generally accepted in the United States of America require that the management's discussion and analysis, other post-employment benefits and pension information on pages 3 – 15 and 41 - 47 be presented to supplement the basic financial statements. Such information, although not a part of the basic financial statements, is required by the Governmental Accounting Standards Board, who considers it to be an essential part of financial reporting for placing the basic financial statements in an appropriate operational, economic, or historical context. We have applied certain limited procedures to the required supplementary information in accordance with auditing standards generally accepted in the United States of America, which consisted of inquiries of management about the methods of preparing the information and comparing the information for consistency with management's responses to our inquiries, the basic financial statements, and other knowledge we obtained during our audit of the basic financial statements. We do not express an opinion or provide any assurance on the information because the limited procedures do not provide us with sufficient evidence to express an opinion or provide any assurance.

Other Information

Our audit was conducted for the purpose of forming an opinion on the financial statements that collectively comprise the College's basic financial statements. The individual fund financial statements, are presented for purposes of additional analysis and are not a required part of the basic financial statements. The schedule of expenditures of federal awards is presented for purposes of additional analysis as required by Title 2 U.S. *Code of Federal Regulations* (CFR) Part 200, *Uniform Administrative Requirements, Cost Principles, and Audit Requirements for Federal Awards*, and is also not a required part of the basic financial statements.

The individual fund financial statements and the schedule of expenditures of federal awards are the responsibility of management and were derived from and relate directly to the underlying accounting and other records used to prepare the basic financial statements. Such information has been subjected to the auditing procedures applied in the audit of the basic financial statements and certain additional procedures, including comparing and reconciling such information directly to the underlying accounting and other records used to prepare the basic financial statements or to the basic financial statements themselves, and other additional procedures in accordance with auditing standards generally accepted in the United States of America. In our opinion, the individual fund financial statements and the schedule of expenditures of federal awards are fairly stated in all material respects, in relation to the basic financial statements as a whole.

Emphasis of Matter

As discussed in Note 13 to the financial statements, the College re-evaluated its accounting policy for estimating the allowance for doubtful accounts to more accurately reflect student accounts receivable at year-end. Our opinion is not modified with respect to this matter.

Other Reporting Required by *Government Auditing Standards*

In accordance with *Government Auditing Standards*, we have also issued our report dated January 29, 2021, on our consideration of the College's internal control over financial reporting and on our tests of its compliance with certain provisions of laws, regulations, contracts, and grant agreements and other matters. The purpose of that report is to describe the scope of our testing of internal control over financial reporting and compliance and the results of that testing, and not to provide an opinion on internal control over financial reporting or on compliance. That report is an integral part of an audit performed in accordance with *Government Auditing Standards* in considering the College's internal control over financial reporting and compliance.

Swindoll, Janzen, Hawk & Loyd, LLC

Swindoll, Janzen, Hawk, & Loyd, LLC
Hutchinson, Kansas

January 29, 2021

COWLEY COUNTY COMMUNITY COLLEGE
MANAGEMENT'S DISCUSSION AND ANALYSIS
(Unaudited)

This section of the Cowley County Community College (“the College”) (“Cowley College”) Annual Financial Report presents management’s discussion and analysis. Management’s Discussion and Analysis is included to provide a narrative introduction, overview, and analysis of the financial position of the College’s activity during the fiscal year ended June 30, 2020. Since management’s discussion and analysis is designed to focus on current activities and currently known facts, please read this in conjunction with the College’s Basic Financial Statements and the notes. Responsibility for the completeness and fairness of this information rests with the management of the College.

Financial Highlights

In fiscal year 2019-2020, the College continued to evaluate the College’s financial resources and spending, aligned with the approved annual budget and strategic plan. Management continues to make changes to accounting policies, procedures, and processes to take advantage of the financial system’s ability to assist in recording and reconciling accounting transactions throughout the fiscal year. The College continues to ensure its finances are sustainable in the face of state appropriations’ cuts and changes to the cost model and the College’s flat enrollment (headcount and full-time equivalent (FTE)). For fiscal year 2019-2020, the College utilized the 2018-2021 Strategic Plan, which was in its second year of the three-year plan. Cowley College’s 2018-2021 Strategic Plan includes six institutional priorities: student success, student/stakeholder needs, valuing people, knowledge management, and resource stewardship, which are delineated in the following:

Institutional Priority 1 - Student Success: Cowley College is focused on the design, deployment, and effectiveness of the teaching-learning process.

Institutional Priority 2 - Student/Stakeholder Needs: Cowley College is focused on determining, understanding and meeting the needs of current and prospective students and other key stakeholders, including alumni and community partners.

Institutional Priority 3 - Valuing People: Cowley College is committed to the hiring, development, and evaluation of faculty, staff, and administrators and creating a culture of mutual respect, appreciation, and support that recognizes and encourages all employees as they continuously increase personal and professional development.

Institutional Priority 4 - Knowledge Management: Cowley College is focused on the management of the technological and information infrastructure designed to provide an environment of support learning, including how data, information, and performance results are used in decision-making processes at all levels and in all parts of the institution.

Institutional Priority 5 - Resource Stewardship: Cowley College is focused on how the resource base of an institution supports and improves its educational programs and operations.

Institutional Priority 6 - Planning and Leading: Cowley College is focused on its mission and lives its vision through direction setting, goal development, strategic actions, threat mitigation, and leveraging opportunities.

The main focus of each institutional priority is on student success, and the College will continue to achieve many initiatives outlined in the next three years. The College maintains its vision statement, mission statement, core values, and strategic theme as its strategic roadmap as follows:

COWLEY COUNTY COMMUNITY COLLEGE
MANAGEMENT'S DISCUSSION AND ANALYSIS
(Unaudited)

Vision Statement

Champion the relevance of two-year colleges in higher education through holistic learning and workforce development opportunities.

Mission Statement

Cowley College is committed to providing opportunities for learning excellence, personal achievement, and community engagement.

Core Values

People, Accountability, Integrity, Leadership (PAIL)

Strategic Theme

With integrity and passion, Cowley College advances its mission and vision by supporting the attainment and demonstration of life skills in the areas of critical thinking and problem solving, communications, citizenship, computation, and technology.

The vision statement, mission statement, core values, and strategic theme are important in moving the College forward. In conjunction with our efforts to align the College around putting students first and student success, there is no goal more visible and vital to the students, stakeholders, and community than the fiscal well-being and transparency of Cowley College's finances. Cowley College is fiscally sound and continues to be fiscally prepared and responsible for the future.

Fiscal Planning and Budget

Cowley College remains a fiscally sound institution and meets its goal of focusing on student success by integrating budget development and strategic planning, which creates a standardized process that links strategic priorities and goals with the annual budget. This purpose of the process allows for the timely preparation of the annual budget. The process is intended to provide a consistent instructional and administrative approach to execute the annual budget and strategic plan effectively. Throughout the fiscal year (FY) 2019-2020, the College linked instructional, departmental, and college activities and initiatives with institutional priorities and goals. As a result, the process is reflected in the management's discussion and analysis (MDA) of financial reporting for fiscal year ending June 30, 2020.

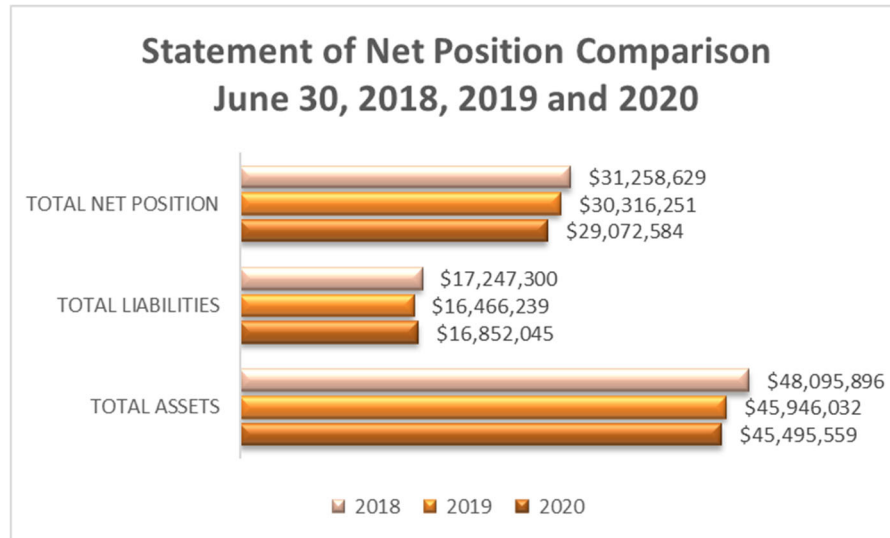
Statement of Net Position

The Statement of Net Position represents the College's financial position at the end of the fiscal year. The statement and includes all assets and liabilities of the College. Net Position is the difference between assets and liabilities, which is the College's equity and serves as the general indicator of financial stability.

Current assets are those items on an entity's balance sheet identified as either cash, cash equivalent, receivables, or inventory that can be converted into cash within one year. Current liabilities are the College's debts or obligations that are due within one year. These liabilities include short-term debt, accounts payable, accrued liabilities, and other debts. Non-current assets include restricted cash and cash equivalent, capital assets, investments, and other assets not classified as current. Non-current liabilities include note payables, bond payables, and other long-term commitments.

The Statement of Net Position includes all assets and liabilities using the accrual basis of accounting. The accrual basis of accounting is similar to the accounting basis utilized by most private-sector institutions. It is used by government entities, including higher education institutions that adopted GASB 34 & 35, and thus, classify themselves as business-type entities. This statement defines the financial position of the College. This overview compares the financial position of the College for the past fiscal years; 2018, 2019, and 2020.

**COWLEY COUNTY COMMUNITY COLLEGE
MANAGEMENT’S DISCUSSION AND ANALYSIS
(Unaudited)**



Statement of Net Position - Year over Year Change	Change				
	2018	2019	2020	2019 to 2020	2018 to 2019
ASSETS					
Current Assets	17,801,342	12,275,893	13,790,703	1,514,810	(5,525,449)
Non-current Assets - Receivables Net	2,728,654	2,631,283	730,692	(1,900,591)	(97,371)
Non-current Assets - Capital Assets - Net	27,565,900	31,038,856	30,974,164	(64,692)	3,472,956
TOTAL ASSETS	48,095,896	45,946,032	45,495,559	(450,473)	(2,149,864)
DEFERRED OUTFLOWS OF RESOURCES	\$ 48,523,571	\$ 46,859,744	\$ 46,306,953	\$ (552,791)	\$ (1,663,827)
LIABILITIES					
Current Liabilities	2,752,746	3,207,397	3,403,391	195,994	454,651
Noncurrent Liabilities	14,494,554	13,258,842	13,448,654	189,812	(1,235,712)
TOTAL LIABILITIES	17,247,300	16,466,239	16,852,045	385,806	(781,061)
DEFERRED INFLOWS OF RESOURCES	17,642	77,254	382,324	305,070	59,612
NET POSITION					
Net investment in capital asset	14,332,836	19,186,780	18,507,472	(679,308)	4,853,944
Restricted Expendable	3,893,600	221,533	114,692	(106,841)	(3,672,067)
Unrestricted	13,032,193	10,907,938	10,450,420	(457,518)	(2,124,255)
TOTAL NET POSITION	31,258,629	30,316,251	29,072,584	(1,243,667)	(942,378)

A closer look at each year’s changes is shown in the above year-over-year comparison chart. To better understand the Statement of Net Position – Year over Year Change, it is best read in conjunction with the State of Net Position under the Basic Financial Statements section just after the Management’s Discussion and Analysis section.

The College’s financial condition remains stable with a Net Position of \$29,072,584 (2020), \$30,316,251 (2019); and \$31,258,629 (2018). As noted in the above chart, Total Assets decreased by \$450,473 or 1%, Total Liabilities increased by \$385,806 or 2.3%, and the Total Net Position of the College decreased by \$1,243,667 or 4.1% from fiscal year ending 2019 to 2020.

The primary changes in Net Position over the past two years include decreases in cash proceeds in students’ payments. A reduction in previous years occurred from the selling of the Certificates of Participation (bonds) in Spring 2017 to finance the acquisition, construction, and equipping of the new Wellington project – Sumner Campus of Cowley College, and spending those funds accordingly. The college is averaging \$120,000 per month from sales taxes in Sumner County to pay the annual debt services on the Certificate

COWLEY COUNTY COMMUNITY COLLEGE
MANAGEMENT'S DISCUSSION AND ANALYSIS
(Unaudited)

of Participation. Additionally, the College's Non-current Assets increase, net of depreciation, reflects the completed acquisition, construction, and equipping of the Sumner Campus. The Non-current Liabilities decrease primarily due to the payments of the annual debt services on the bonds; thus, reducing the notes payable (outstanding bond debt).

Another indicator of the College's stable net position is its annual *Ratio of Expendable Fund Balance to Total Expenditures and Mandatory Transfers (REFBTE)* at 0.38:1 (FY 2019 and FY 2020); and 0.60:1 (FY 2018). This ratio describes the institution's ability to support its current operations from all available expendable resources without considering revenues generated from operations. The formula for REFBTE is expendable and unrestricted fund balance (as noted in the Net Position section of the chart above) divided by total expenditures and mandatory transfers excluding depreciation (as noted in the Operating Expenses by Functional Classification chart below). Experience analysts suggest a ratio of 0.3:1 or better indicates a stable financial condition for an institution. Fiscal year 2020 at .38:1 indicates the College could continue to operate for one-third of the year without additional revenues. The College would like to be closer to the level in 2018 of 0.60:1, which indicated the College could continue to operate for two-thirds of a year without additional revenues.

Assets

For fiscal year 2020, Current Assets increased by \$1.5 million or 12.3%. In comparing fiscal year 2020 to 2019, there were increases in unrestricted cash and cash equivalent (short-term investments) of over \$900,000 or 9.1%, which resulted in the \$10.8 million in unrestricted cash-on-hand as noted in the Current Assets. This increase came primarily from the College reducing expenses in light of the worldwide pandemic. In prior years, the College spent (via a loan) approximately \$2.6 million to complete the Sumner Campus project, and the sales tax collection will generate enough residual cash (above the annual debt service payment) to repay the College approximately \$400,000 each year. In 2019, restricted cash and cash equivalents decreased by the residual \$3.7 million or 100% of bond proceeds to pay for the acquisition, construction and equipping of the Sumner Campus in Wellington, Kansas. Current Assets' remaining components yielded a net increase of \$610,795, with receivables increasing by \$866,965; prepaid expense decreasing by \$271,212, and inventories increasing by \$15,042.

Non-current Assets for 2020 yielded an overall decrease of \$1.9 million or 5.8%. The decrease resulted from a reduction of non-current receivables; capital assets decreased by \$64,692. Capital assets, net of accumulated depreciation, increased in 2019 after completing the construction and equipping of the Sumner Campus in Wellington, Kansas.

For fiscal year 2019, Current Assets decreased by \$5.5 million or 31.0%. In comparing fiscal year 2019 to 2018, there were decreases in unrestricted cash and cash equivalent of approximately \$1.8 million or 15.5%, which resulted in the \$9.9 million in unrestricted cash-on-hand included in the Current Assets. Restricted cash and cash equivalents decreased by \$3.6 million due to the spending of the Certificates of Participation (COP) proceeds for the Wellington project - Sumner Campus for the construction of the campus and payment of the debt services with sales tax collections. Current account receivable for federal and state grants and contracts and students decreased over fiscal year 2018 by \$77,784, bringing the total for fiscal year 2019 to just under \$1 million outstanding. Prepaid expense increased by \$8,703, thus totaling \$273,711 for fiscal year 2019.

Non-current Assets for fiscal year 2019 included a decrease in receivables of \$97,371. Capital assets, net of accumulated depreciation, resulted in a book value of \$31.0 million, which increased over 2018 by \$3.4 million. Capital assets include furniture, equipment, buildings, land/properties, and other capital infrastructures the College owns.

COWLEY COUNTY COMMUNITY COLLEGE
MANAGEMENT'S DISCUSSION AND ANALYSIS
(Unaudited)

Kansas' statute 12-1675 limits community colleges' investment maturity to not more than two years. The College's investment portfolio is highly liquid, with 100% of the assets invested in certificates of deposits, treasury bonds, and federal agency bonds. Funds invested in certificates of deposits and other bank deposits are secured with U.S. Treasuries or United States agencies, which have the full faith and credit of the United States government or federal agencies.

Deferred Outflows of Resources

The College adopted GASB Statement No. 63, *Financial Reporting of Deferred Outflows of Resources, Deferred Inflows of Resources, and Net Position*. The College's deferred charge on refunding a debt is now reported as a deferred outflow of resources as the amount is deferred and amortized over the life of the refunded debt. The College refinanced the 2007 Series-Dorm Revenue Bond with a Certificate of Participation to lower the interest rate of the life of the debt and reduce the total debt service payments by \$349,745 over the next thirteen years. The refinancing savings were \$88,600 (FY 2020), \$100,413 (FY 2019), and \$112,227 (FY 2018). Additionally, other deferred outflows of resources came from changes in proportions of the share of contributions for KPERS as it relates to the pensions reviewed by an actuarial; \$722,794 (FY 2020), \$813,299 (FY 2019), and \$315,448 (FY 2018).

Liabilities

For fiscal year 2020, Current Liabilities increased by \$195,994 or 6.1%. Accounts payable and accrued expenses increased by \$199,837, whereas capital lease and bond obligations decreased by \$3,843.

Non-current Liabilities for fiscal year 2020 increased by \$189,812 or 1.4%, with payments of the debt service on the bonds making up \$1.4 million of the change offset by an increase of \$1.9 million in Capital Lease Obligations. The capital lease obligation results from the College obtaining financing for HVAC renovation for the Renn Library and retro-commissioning and controls upgrades in the Brown Center, and lastly, LED lighting and plumbing conservation campus-wide. This capital lease obligation will be funded through reduced utility costs over the life of the lease.

For fiscal year 2019, Current Liabilities increased by \$454,651 or 16.5%, resulting primarily from the increase in wages payable of \$782,864 from the prior two years. The auditors did not make the corresponding journal entry in the previous years, resulting in a prior-period adjustment in the Revenue and Expense Statement. Accounts payable and accrued expenses increased by \$411,977, whereas capital lease and bond obligations increased by \$42,674.

Non-current Liabilities for fiscal year 2019 decreased by \$1.2 million or 8.5%, with payments of the debt service on the bonds making up \$1.3 million of the decrease offset by an increase of \$597,368 in other post-employment benefits payable and a decrease in compensated absences payable and net pension liability of \$11,853 and \$90,440, respectively.

Deferred Inflows of Resources

The deferred inflow of resources represents an acquisition of net position that applies to a future period(s) and thus will not be recognized as an inflow of resources (revenue) until that time. For fiscal year 2020, this resulted in \$57,118, and 2019 and 2018 it was \$77,254 and \$17,642, respectively. These figures relate to an actuarial review of pensions and a change in proportion to the share of contributions, which is a decrease of \$20,136 for fiscal year 2020 and an increase of \$59,612 for 2019.

Net Position

The overall net position of the College continues to be stable. Net position stands at \$29.0 million for FY 2020, \$30.3 million for FY 2019, and \$31.2 million for FY 2018, as indicated by the *Ratio of Expendable*

COWLEY COUNTY COMMUNITY COLLEGE
MANAGEMENT’S DISCUSSION AND ANALYSIS
(Unaudited)

Fund Balance to Total Expenditures and Mandatory Transfers noted in the State of Net Position – Year over Year in the first section above.

Statement of Revenues, Expenses and Changes in Net Position

The Statement of Revenues, Expenses, and Changes in Net Position presents the College’s results of operations for each fiscal year. Operating revenues are generated from the services provided to students and other customers of the College. Operating expenses include costs incurred in producing goods and services resulting in operating revenues, depreciation, and amortization. All other activities are classified as non-operating revenues, expenses, and gains and losses. A large portion of the revenues, including Ad Valorem taxes and state appropriations, are classified as non-operating revenues. Kansas public community colleges may reflect an operating income or loss with the increase or decrease, respectively, in net position reflective of all activities.

Total revenues and total expenses should be considered in assessing the change in the College’s financial position. When total revenues exceed total expenses, the result is an increase in net position. When the reverse occurs, the result is a decrease in net position. Further detail is presented in the Statement of Revenues, Expenses, and Changes in Net Position and notes to the financial statements.

Summarized comparison of the College’s Revenues, Expenses and Changes in Net Position Statement for the years ended June 30, 2018, 2019, and 2020 are presented in the table below.

Statement of Revenue, Expense and Changes in Net Position

	Change				
	2018	2019	2020	2019 to 2020	2018 to 2019
Operating Revenues	\$ 15,449,132	\$ 15,152,868	\$ 15,485,158	\$ 332,290	\$ (296,264)
Operating Expenses	29,798,969	30,713,198	30,099,394	(613,804)	914,229
Operating income (loss)	\$ (14,349,837)	\$ (15,560,330)	\$ (14,614,236)	\$ 946,094	\$ (1,210,493)
Nonoperating Revenues, Net	14,245,834	15,112,511	15,707,627	595,116	866,677
Capital grants and gifts	162,624	157,504	152,192	(5,312)	(5,120)
Increase (Decrease) in Net Position	\$ 58,621	\$ (290,315)	\$ 1,245,583	\$ 1,535,898	\$ (348,936)

The College had a positive change in net position of \$1,245,583 (FY 2020), whereas last year, the College had a negative change in net position of \$290,315 (FY 2019). The year over year amounts increased by \$1,535,898 (from FY 2019 to FY 2020) and decreased by \$348,936 (from FY 2018 to FY 2019).

For fiscal year 2020, operating revenues increased by \$332,290, non-operating revenues increased by \$595,116, and operating expenses decreased by \$613,804. Primarily, the College saw a slight increase in enrollment, despite a worldwide pandemic. Non-operating revenues, which are comprised of state appropriations and property taxes, increased overall because the state increased the funding matrix for SB144 – high school students taking specific college courses, and property valuations increased by approximately 3.0% from \$269 million (FY 2019) to \$277 million (FY 2020). The details are noted under the following sections below: Revenues by Source, Revenues, and Expenses.

For fiscal year 2019, operating revenues decreased by \$296,264, non-operating revenues increased by \$866,677, and operating expenses increased by \$914,229. Primarily, the College saw a slight decline in enrollment due to a decrease in the unemployment rate for this region of the country. Non-operating revenues, which are made up of state appropriations and property taxes, increased overall because the state increased the funding matrix for SB144 – high school students taking specific college courses, and property

COWLEY COUNTY COMMUNITY COLLEGE
MANAGEMENT’S DISCUSSION AND ANALYSIS
(Unaudited)

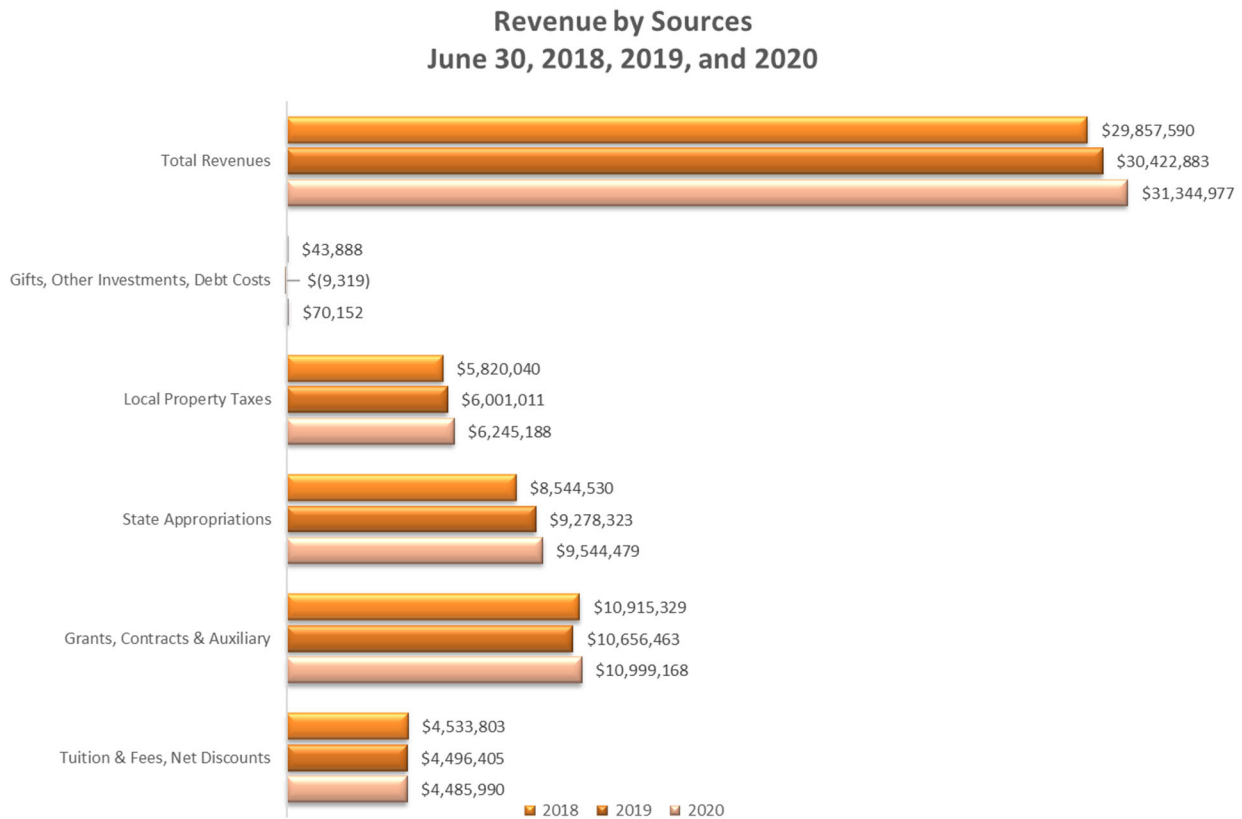
valuations increased by approximately 3.7% from \$259 million (FY 2018) to \$269 million (FY 2019). The details are noted under the following sections below: Revenues by Source, Revenues, and Expenses.

The increase in net position for fiscal year 2018 also includes the recording of accruals, in accordance with generally accepted accounting principles, for students’ tuition and fees, sales tax revenues, Ad Valorem taxes, amortization of premium on debt services, depreciation, and vacation and sick leave expenses. The details are noted under the following sections below: Revenues by Source, Revenues, and Expenses.

Revenues by Source

In accordance with GASB Statements No. 34 and 35, revenues are identified in the Statement of Revenues, Expenses, and Changes in Net Position as Operating Revenues and Non-operating Revenues. Operating Revenues are remunerations associated with exchanges with students, commonly tuition and fees, textbooks, other materials students purchase for college, and other sales and services offered to students and other customers. Other remunerations classified as operating revenues include federal, state, and local exchanges associated with students as Pell Grants, SEOG, and Federal and Local Work study.

Non-operating Revenues are those remunerations that are not exchanged with students directly but with others based on the College’s education delivery to students. Non-operating Revenues include State Appropriations, Ad Valorem taxes (local property taxes), Capital Outlay Mill (local property taxes), and other revenues such as investment income and capital gifts. The Capital Outlay Mill was created in fiscal year 2018 to secure funds for rehabilitation costs, renovation of infrastructures, facilities, and equipment for the College’s designated taxing areas.



COWLEY COUNTY COMMUNITY COLLEGE
MANAGEMENT'S DISCUSSION AND ANALYSIS
(Unaudited)

Revenues

Revenues by Sources

	2018	2019	2020	Change	
				2019 to 2020	2018 to 2019
OPERATING REVENUES					
Tuition & Fees, Net Discounts	\$ 4,533,803	\$ 4,496,405	\$ 4,485,990	\$ (10,415)	\$ (37,398)
Grants, Contracts & Auxiliary					
Federal	5,066,919	5,086,770	4,801,662	(285,108)	19,851
State	162,624	157,504	152,192	(5,312)	(5,120)
Other & Local Sales and Services	2,059,888	1,699,076	2,763,585	1,064,509	(360,812)
Auxiliary	3,625,898	3,713,113	3,281,729	(431,384)	87,215
Total Grants, Contracts, and Auxiliary	10,915,329	10,656,463	10,999,168	342,705	(258,866)
TOTAL OPERATING REVENUES	15,449,132	15,152,868	15,485,158	332,290	(296,264)
NONOPERATING REVENUES (EXPENSES)					
State Funds:					
Unrestricted	7,191,002	7,568,331	7,854,005	285,674	377,329
Restricted	1,353,528	1,709,992	1,690,474	(19,518)	356,464
Total State Funds	8,544,530	9,278,323	9,544,479	266,156	733,793
Local Property Taxes	5,820,040	6,001,011	6,245,188	244,177	180,971
Capital Grants and Gifts	229,654	157,504	152,192	(5,312)	(72,150)
Investment income and others:					
Investment income	224,323	201,783	233,826	32,043	(22,540)
Other Debt Cost and Interest on Debt	(410,089)	(368,606)	(315,866)	52,740	41,483
Total Investment and Others	(185,766)	(166,823)	(82,040)	84,783	18,943
TOTAL NONOPERATING REVENUES	14,408,458	15,270,015	15,859,819	589,804	861,557
TOTAL REVENUES	\$ 29,857,590	\$ 30,422,883	\$ 31,344,977	\$ 922,094	\$ 565,293

For fiscal year 2020, total revenues increased by \$922,094 or 3.0% over fiscal year 2019. Total operating revenues increased by \$332,290 or 2.2% in fiscal year 2020 over fiscal year 2019, namely due to CARES Act funds \$663,329 from the Federal government to assist with COVID-related costs. CARES Act funds were provided to the College to upgrade technological capabilities and implement safety measures during the pandemic.

Non-operating Revenues for fiscal year 2020 increased overall by \$589,804 or 3.9%, namely, the increase in state appropriation for SB144. Additionally, local property taxes increased by \$244,177 or 4.1%, representing a property valuation increase of 3.0%, although the mill rate remained unchanged.

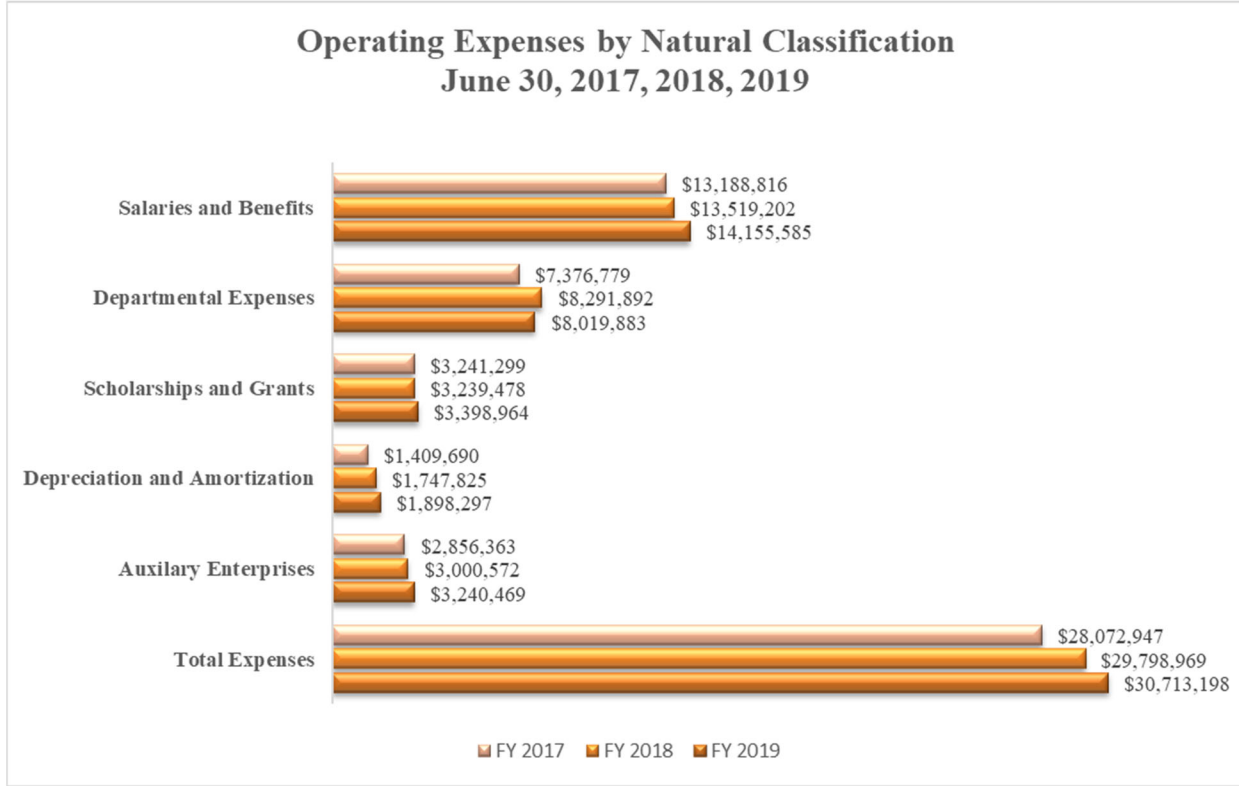
For fiscal year 2019, total revenues increased by \$565,293 or 1.9% over fiscal year 2018. Total operating revenues decreased by \$296,264 or 1.9% in fiscal year 2019 over fiscal year 2018. The decrease was caused by a slight change in enrollment and other sales and services, although the general fee rate increased by \$5 per semester credit hour, representing a 5.3% increase in the base tuition and general fee rate.

Non-operating Revenues for fiscal year 2019 increased overall by \$861,557 or 6%, namely, the increase in state appropriation for SB144 and residual recovery of the 4% cut in the fiscal year 2016 in general appropriations of \$733,793 or 8.5%. Additionally, local property taxes increased by \$180,971 or 3.1%, representing a property valuation increase of 3.7%, although the mill rate remained unchanged.

Expenses

**COWLEY COUNTY COMMUNITY COLLEGE
MANAGEMENT'S DISCUSSION AND ANALYSIS
(Unaudited)**

The chart and schedules below provide a three-year historical record of the use of funds by natural and functional classification. The expenses reported include both unrestricted and restricted funds and are on the accrual basis of accounting.



Expenses

	Operating Expenses by Natural Classification						Change	
	2018	% of Total	2019	% of Total	2020	% of Total	2019 to 2020	2018 to 2019
Salaries and Benefits	13,519,202	45.4%	14,155,585	46.1%	14,183,874	47.1%	28,289	636,383
Departmental Expenses	8,291,892	27.8%	8,019,883	26.1%	7,181,169	23.9%	(838,714)	(272,009)
Scholarships and Grants	3,239,478	10.9%	3,398,964	11.1%	3,079,730	10.2%	(319,234)	159,486
Depreciation and Amort.	1,747,825	5.9%	1,898,297	6.2%	2,812,014	9.3%	913,717	150,472
Auxiliary Enterprises	3,000,572	10.1%	3,240,469	10.6%	2,842,607	9.4%	(397,862)	239,897
Total Expenses	\$ 29,798,969	100.0%	\$ 30,713,198	100.0%	\$ 30,099,394	100.0%	\$ (613,804)	\$ 914,229

	Operating Expenses by Functional Classification						Change	
	2018	Total	2019	Total	2020	Total	2019 to 2020	2018 to 2019
Instruction	8,406,739	28.2%	8,385,970	27.3%	8,253,597	27.4%	(132,373)	(20,769)
Academic support	928,140	3.1%	703,281	2.3%	705,053	2.3%	1,772	(224,859)
Student services	4,982,704	16.7%	4,987,218	16.2%	4,842,763	16.1%	(144,455)	4,514
Institutional support	3,416,509	11.5%	3,847,486	12.5%	3,573,259	11.9%	(274,227)	430,977
KPERS Contribution	1,353,528	4.5%	1,709,992	5.6%	1,690,474	5.6%	(19,518)	356,464
Plan Operations and Maint.	2,723,474	9.1%	2,541,521	8.3%	2,299,897	7.6%	(241,624)	(181,953)
Depreciation	1,747,825	5.9%	1,898,297	6.2%	2,812,014	9.3%	913,717	150,472
Scholarships and grants	3,239,478	10.9%	3,398,964	11.1%	3,079,730	10.2%	(319,234)	159,486
Auxiliary Enterprises:	3,000,572	10.1%	3,240,469	10.6%	2,842,607	9.4%	(397,862)	239,897
Total Expenses	\$ 29,798,969	100.0%	\$ 30,713,198	100.0%	\$ 30,099,394	100.0%	\$ (613,804)	\$ 914,229

COWLEY COUNTY COMMUNITY COLLEGE
MANAGEMENT'S DISCUSSION AND ANALYSIS
(Unaudited)

For fiscal year 2020, total operating expenses decreased by \$613,804 or 2.0%. The decrease primarily due to reduced expenses such as travel during the global pandemic. Due to the uncertain economic impact of the pandemic, the College was conservative in spending for the 2019-2020 academic year. The natural classifications shown in the table above decreased except salaries and depreciation. Salaries increased by \$28,289, and depreciation increased by \$913,717 with the Sumner Campus addition.

For fiscal year 2019, total operating expenses increased by \$914,229 or 3.0%. The increase primarily came in salaries and benefits of approximately \$638,383 or 4.7% due to the cost of living raise (adjustment) of 1% plus \$1,000 for each full-time and regular part-time employee, in addition to the increase in employees' headcount to staff new positions at the new Sumner Campus in Wellington, Kansas. The College experienced an overall decrease in departmental spending of approximately \$272,009 or 3.2% resulting from the slight decline in student enrollment, although the departmental spending includes institutional support's increased spending of \$430,977 or 12.65% for the cost of living adjustment and the purchase of a new 54-passenger motor-coach costing approximately \$234,000.

Statement of Cash Flows

The Statement of Cash Flows provides information about the sources and uses of cash in the College's operations. The Statement of Cash Flows helps determine the College's ability to meet its obligations as they come due and the impact of external financing. The Statement of Cash Flows summarizes cash inflows and outflows by operating activities, noncapital financing activities, capital financing activities, and investing activities, which are already delineated in the other financial section above.

Future Outlook

Cowley County Community College looks forward to its future and the continued investment in students to impact the economy in the South Central Region of Kansas and beyond. The College impacts students, the regional economy, stakeholders, and taxpayers in many significant ways. As a whole, the community benefits from increased job and investment opportunities, higher business revenues, greater availability of public funds, and an eased tax burden. Taxpayers benefit from a growing economy and lower social costs. In the future, the College will continue its vital role in growing and training the region's workforce, ensuring that the area can compete in today's global marketplace.

Fiscal year 2018-2019 was the first year of the 2018-2021 Strategic Plan. Like previous strategic plans, the College will continue to advance the mission and vision of the College in supporting students attaining academic and life skills and looking at the global learning outcomes for all degree and certificate-seeking students: communication skills, computational skills, critical thinking/problem-solving skills, and citizenship skills. The College will continue to obtain 2+2 partnerships with Kansas' four-year public and private higher education institutions to ensure students' cost of attendance is affordable. All courses taken at Cowley College are transferable to the states' four-year institutions.

Additionally, the College is currently developing the facilities' deferred maintenance plan for the various campuses and centers in Arkansas City, Mulvane, Winfield, Wichita, and Wellington, with the first phase implemented during 2019-2020. The College is holding off on developing a campus master plan for another year. The College completed Phase I construction for the Wellington Project - Sumner Campus and opened the Technology and Innovation Building in Fall 2018 and the three-level Short Education Building in Summer 2019. On the main campus in Arkansas City, the College opened a new Education Center in Fall 2019 through the College and Central Christian Church partnership.

The expansion of the new spaces has opened up additional partnerships between the College and universities such as Friends University, Newman University, and the University of Kansas. With the opening of the Technology and Innovation Building, enrollment is growing for students studying

COWLEY COUNTY COMMUNITY COLLEGE
MANAGEMENT'S DISCUSSION AND ANALYSIS
(Unaudited)

agriculture, information technology, non-destructive testing (NDT), mechatronics, and welding, in addition to workforce continuing education courses for business and industry entities in that location. With the Short Education Building opening in Summer 2019, which also houses the Tiger Eatery, bookstore, faculty and staff offices, and a large community room, learning and social activities are growing. General education courses were added to the curricula offerings for the new campus and center in which enrollment is expected to grow steadily despite the lowest unemployment rate in the nation.

Citing from the 2018-2019 President's Report;

The College's partnership with Friends University will allow students to have the opportunity to complete a four-year degree in business on the Main Campus in Arkansas City. Classes will be offered in a hybrid design so that students can maximize the benefits of both face-to-face and technology-based learning. Cowley College also welcomed a new 2+2 partnership with Newman University in education to complete their four-year degree without leaving the Cowley College region. Cowley College graduates can complete this innovative, programmatic model in a brief 16 months. Furthermore, Cowley College established a partnership with the University of Kansas to provide Cowley College students majoring in the arts, a first-hand experience of studying thematic art available at the University of Kansas Spencer Museum of Arts.

The next step in growing enrollment is to partner with businesses and industries for re-training and new training of educational deliverables in the career technical areas.

Finally, the Board approved the College's Financial Stability Policy in fiscal year 2018, which ensures the College is financially stable and meets its financial obligations. As noted above in the Expense section, the Administrative Council is undertaking quarterly reviews of student enrollment and College spending and cutting and adjusting spending to align with projected revenues. The College will continue to identify the best tools to measure the financial performance and health of the College. However, Cowley County Community College's outlook for the foreseeable future is very positive.

Contacting the College's Financial Management

This management's discussion and analysis was designed to provide citizens, taxpayers, students, investors, and creditors with a general review of the College's finances and demonstrate the accountability of funds the College receives. If you have questions about this management's discussion and analysis, financial statements, or need additional financial information, please contact Holly Harper at 125 South Second Street, Arkansas City, Kansas 67005 or holly.harper@cowley.edu.

Respectfully submitted,



Holly Harper, MBA, CPA
Vice President of Finance and
Administration
Cowley County Community College
January 29, 2021

BASIC FINANCIAL STATEMENTS

Cowley County Community College
Statements of Net Position
June 30, 2020

	Cowley County Community College	Component Unit CC Foundation
ASSETS		
Current Assets		
Cash and cash equivalents	\$ 10,848,041	\$ 450,891
Investments	-	2,672,334
Receivables - federal and state grants and contracts	1,269,424	-
Receivables - students, net	695,660	-
Receivables - property tax	287,142	-
Receivables - sales tax	133,616	-
Receivables - other	2,023	45,800
Prepaid expenses	2,499	-
Inventories	552,298	-
Total current assets	13,790,703	3,169,025
Noncurrent Assets		
Investments	-	3,894,826
Receivables - students, net	730,692	-
Receivables - other	-	45,000
Capital assets, net of accumulated depreciation	30,974,164	-
Beneficial interest in trusts	-	458,688
Total noncurrent assets	31,704,856	4,398,514
TOTAL ASSETS	45,495,559	7,567,539
DEFERRED OUTFLOWS OF RESOURCES		
Deferred charge on refunding	88,600	-
Deferred outflows related to pensions	111,297	-
Deferred outflows related to other postemployment benefits	611,497	-
TOTAL DEFERRED OUTFLOWS OF RESOURCES	811,394	-
TOTAL ASSETS AND DEFERRED OUTFLOWS OF RESOURCES	\$ 46,306,953	\$ 7,567,539
LIABILITIES		
Current Liabilities		
Accounts payable	\$ 305,201	\$ -
Wages payable	796,479	-
Accrued interest payable	50,292	-
Compensated absences payable	372,386	-
Deposits held in custody for others	152,089	-
Capital lease obligations	323,302	-
Certificates of participation	1,403,642	-
Total current liabilities	3,403,391	-
Noncurrent Liabilities		
Compensated absences payable	7,625	-
Other postemployment benefits obligation	2,578,192	-
Net pension liability	214,663	-
Capital lease obligations	2,259,350	-
Certificates of participation	8,388,824	-
Total noncurrent liabilities	13,448,654	-
TOTAL LIABILITIES	16,852,045	-
DEFERRED INFLOWS OF RESOURCES		
Deferred inflows related to pensions	57,118	-
Deferred inflows related to other postemployment benefits	325,206	-
TOTAL DEFERRED INFLOWS OF RESOURCES	382,324	-
NET POSITION		
Net investment in capital assets	18,507,472	-
Restricted for:		
Nonexpendable - endowments	-	3,741,297
Expendable:		
Restricted funds	64,400	3,174,986
Debt retirement	50,292	-
Unrestricted	10,450,420	651,256
TOTAL NET POSITION	29,072,584	7,567,539
TOTAL LIABILITIES AND NET POSITION	\$ 46,306,953	\$ 7,567,539

The accompanying notes are an integral part of these financial statements.

Cowley County Community College

**Statements of Revenues, Expenses, and Changes in Net Position
For the Year End June 30, 2020**

	<u>Cowley County Community College</u>	<u>Component Unit CC Foundation</u>
OPERATING REVENUES		
Student tuition and fees	\$ 7,451,541	\$ -
Less allowances for institutional scholarships	(869,306)	-
Less allowances for federal grants	<u>(2,096,245)</u>	<u>-</u>
Net student source revenue	4,485,990	-
Federal sources	4,801,662	-
State sources	152,192	-
Auxiliary enterprises:		
Residential life	1,994,993	-
Campus store (net of sales discounts)	1,229,136	-
Other auxiliary enterprises	57,600	-
Sales and services	1,433,047	-
Other operating revenues	<u>1,330,538</u>	<u>109,674</u>
Total operating revenues	<u>15,485,158</u>	<u>109,674</u>
OPERATING EXPENSES		
Educational and General		
Instruction	8,253,597	-
Academic support	705,053	-
Student services	4,842,763	-
Institutional support	3,573,259	480,434
KPERS contribution paid directly by the State of Kansas	1,690,474	-
Operations and maintenance of plant	2,299,897	-
Depreciation and amortization	2,812,014	-
Scholarships and grants	3,079,730	-
Auxiliary Enterprises		
Residential life	1,839,520	-
Campus store	891,239	-
Other auxiliary enterprises	<u>111,848</u>	<u>-</u>
Total operating expenses	<u>30,099,394</u>	<u>480,434</u>
Operating income (loss)	<u>(14,614,236)</u>	<u>(370,760)</u>
NONOPERATING REVENUES (EXPENSES)		
State appropriations	7,854,005	-
KPERS contribution paid directly by the State of Kansas	1,690,474	-
Local sources	6,245,188	-
Loss on disposal of capital assets	(25,844)	-
Investment income	233,826	228,494
Interest on capital asset-related debt	<u>(290,022)</u>	<u>-</u>
Net nonoperating revenues (expenses)	<u>15,707,627</u>	<u>525,852</u>
Income (loss) before other revenues	1,093,391	155,092
Capital grants and gifts	<u>152,192</u>	<u>-</u>
Net increase (decrease) in net position	1,245,583	155,092
NET POSITION		
Net position - beginning of year - as originally reported	30,316,251	7,412,447
Prior period adjustment	<u>(2,489,250)</u>	<u>-</u>
Net position - beginning of year - restated	27,827,001	7,412,447
Net position - end of year	<u>\$ 29,072,584</u>	<u>\$ 7,567,539</u>

Cowley County Community College

**Statement of Cash Flows
For the Year End June 30, 2020**

CASH FLOWS FROM OPERATING ACTIVITIES	
Student tuition and fees	\$ 4,109,492
Federal and state sources	(17,369)
Sales and services of auxiliary enterprises	3,281,729
Other receipts	2,891,921
Payments to employees for salaries and benefits	(14,183,874)
Payments to suppliers	(10,944,663)
Loans issued to students	3,763,761
Net change in cash flows from operating activities	<u>(11,099,003)</u>
CASH FLOWS FROM NONCAPITAL FINANCING ACTIVITIES	
State appropriations	7,854,005
County and local appropriations	6,245,188
Net change in cash flows from noncapital financing activities	<u>14,099,193</u>
CASH FLOWS FROM CAPITAL AND RELATED FINANCING ACTIVITIES	
Purchases of capital assets	(2,773,166)
Proceeds from debt	1,948,999
Principal paid on capital asset-related debt	(1,350,000)
Interest paid on capital asset-related debt	(308,026)
Capital grants and gifts	152,192
Net change in cash flows from capital and related financing activities	<u>(2,330,001)</u>
CASH FLOWS FROM INVESTING ACTIVITIES	
Investment income	233,826
Net change in cash flows from investing activities	<u>233,826</u>
Net change in cash and cash equivalents	904,015
Cash and cash equivalents - beginning of year	9,944,026
Cash and cash equivalents - end of year	<u>\$ 10,848,041</u>
RECONCILIATION OF NET OPERATING REVENUES (EXPENSES) TO CHANGE IN CASH FLOWS FROM:	
Operating loss	\$ (14,614,236)
Depreciation and amortization expense	2,812,014
Changes in operating assets and liabilities:	
Receivables, net	(1,455,624)
Prepaid expenses	271,212
Inventories	(15,042)
Accounts payable	99,267
Wages payable	13,615
Compensated absences payable	(74,822)
Deposits held in custody for others	152,089
Other postemployment benefits obligation	(402,008)
Net pension liability	28,483
Deferred inflows and outflows related to net pension and other post employment benefits	395,575
Employee benefits paid directly by State of Kansas	1,690,474
Net change in cash flows from operating activities	<u>\$ (11,099,003)</u>

Cowley County Community College
Notes to Financial Statements
June 30, 2020

1. Summary of Significant Accounting Policies

Cowley County Community College (the College) is a public, two-year post-secondary educational institution, organized under the laws of the State of Kansas, and is governed by an elected Board of Trustees. With more than 70 majors and degree possibilities, the College prepares students to transfer to a four-year program or to enter the workforce with a two-year job-ready degree.

The accounting and reporting policies of the College relating to the accompanying financial statements conform to accounting principles generally accepted in the United States of America (GAAP) applicable to public institutions engaged only in business-type activities adopted by the Governmental Accounting Standards Board (GASB). The GASB is the accepted standard-setting body for establishing governmental accounting and financial reporting principles.

(a) Reporting Entity

For financial reporting purposes, the College is considered a special-purpose government engaged only in business type activities. It is governed by a Board of Trustees elected by the voters of Cowley County, Kansas. It is legally separate and fiscally independent of other state and local governments. The accompanying financial statements present the activities of the College (the primary government) and its discretely presented component unit. The component unit discussed below is included in the College's reporting entity because of the significance of its financial relationship with the College. The financial data of the College's component unit is discretely presented in a separate column to emphasize that it is a legally separate entity.

Cowley College Foundation (Foundation) is a legally separate, tax-exempt component unit of the College. The Foundation acts primarily as a fund-raising organization to supplement the resources that are available to the College in support of its programs. Although the College does not control the timing or amount of receipts from the Foundation, the majority of resources, or income thereon, that the Foundation holds and invests, are restricted to the activities of the College by the donors. Because these restricted resources held by the Foundation can only be used by, or for the benefit of, the College, the Foundation is considered a component unit of the College and is discretely presented in the College's financial statements. For financial reporting purposes only, the Foundation's statements of financial position and activities are included in the College's financial statements as required by generally accepted accounting principles for public colleges and universities.

For financial reporting purposes, the Foundation follows the provisions of the Financial Accounting Standards Board (FASB) which establish the financial reporting standards for all nonprofit organizations. As such, certain revenue recognition criteria and presentation features are different from GASB revenue recognition criteria and presentation features. With the exception of necessary presentation adjustments, no modifications have been made to the Foundation's financial information. Complete financial statements for the Foundation can be obtained from the Foundation's business office.

(b) Measurement Focus, Basis of Accounting, and Financial Statement Presentation

The College's financial statements have been presented using the economic resources measurement focus and the accrual basis of accounting. All assets and liabilities associated with the operation of the College are included on the statement of net position. Revenues are recognized when earned, and expenses are recorded when an obligation has been incurred, regardless of the timing of related cash flows. All significant interfund transactions have been eliminated.

Nonexchange transactions, in which the College receives value without directly giving equal value in return, include property taxes; federal, state, and local grants; state appropriations, and other contributions. Property taxes are recognized in the year for which they are levied. State appropriations are recognized as revenue in the year in which the appropriation is first made available for use. Grants and similar items are recognized as revenues as soon as all eligibility requirements imposed by the provider have been met.

Cowley County Community College
Notes to Financial Statements
June 30, 2020

1. Summary of Significant Accounting Policies (Continued)

(b) Measurement Focus, Basis of Accounting, and Financial Statement Presentation (Continued)

The College does not present budgetary comparison information in the basic financial statements or as required supplemental information. This is because the College reports as a business-type activity and does not have the reporting requirements related to major funds. The College does present budgetary comparison information in the supplementary information to these financial statements.

(c) Assets, Liabilities, and Net Position

Deposits and Investments

Kansas Statute (KSA) 12-1675 authorizes the College to invest monies in time deposits, certificates of deposits, repurchase agreements consisting of obligations insured by the U.S. government or any agency thereof, U.S. Treasury bills or notes with maturities not exceeding two years, and the Kansas Municipal Investment Pool. Investments are reported at fair value based on quoted market prices.

Cash resources of the individual funds (except for any proceeds of revenue bonds, which are separately invested) are combined to form a pool of cash and temporary investments that are managed by the College. Investments of the pooled accounts consist primarily of certificates of deposits and treasury securities. Interest income earned is allocated to various funds based upon statutory guidelines.

Cash maintained in escrow accounts specifically designated for bond repayments and reserves are classified as restricted cash.

For purposes of the statement of cash flows, the College considers all investments with original maturities of one year or less to be cash equivalents.

Accounts Receivable

Accounts receivable consists of tuition and fee charges to students, amounts due from the federal, state, and local governments in connection with reimbursement of allowable expenditures made pursuant to the College's grants and contracts, and other receivables. Accounts receivable are recorded net of estimated uncollectible amounts.

Inventories

Inventories of the campus store are stated at the lower of cost or net realizable value, cost being determined principally on the basis of average cost. Campus store inventories consist of books, clothing, and supplies. Inventories have been adjusted for obsolete merchandise. Inventories are recorded as expenditures when consumed rather than when purchased.

Capital Assets

Capital assets, which include property, plant, and equipment, are recorded at cost at the date of acquisition, or estimated fair market value at the date of donation, in the case of gifts. For equipment, the College's capitalization policy includes all items with a unit cost of \$5,000 or more, and an estimated useful life of greater than three years. Renovations to buildings and land improvements that significantly increase the value or extend the useful life of the structure are capitalized. Routine repairs and maintenance are charged to operating expense in the year in which the expense was incurred.

Cowley County Community College
Notes to Financial Statements
June 30, 2020

1. Summary of Significant Accounting Policies (Continued)

(c) Assets, Liabilities, and Net Position (Continued)

Capital Assets (Continued)

Depreciation is computed on assets having a value of more than \$5,000 using the straight-line method over the estimated useful lives of the assets. Depreciation is not allocated to the various functions of the College but is reported separately on these financial statements.

Estimated useful lives used for calculating depreciation are as follows:

Buildings and improvements - 20 to 30 years
Equipment and furniture - 5 to 15 years

Federal Financial Assistance Programs

Federal programs are audited in accordance with Title 2 U.S. *Code of Federal Regulations* (CFR) Part 200, *Uniform Administrative Requirements, Cost Principles, and Audit Requirements for Federal Awards*.

Compensated Absences Payable

Employee vacation and sick leave pay is accrued at year end for financial statement purposes. The liability is recorded in the statement of net position and a related expense is recorded in the statement of revenues, expenses, and changes in net position.

For vacation pay, the amount is based on leave earned, but not taken. Employees are allowed to carry over a limited number of vacation days from year to year.

Unused sick leave is accumulated up to a specified maximum number of days. Upon separation from the College, the compensation is for one-half of the accumulated sick leave to a maximum of 100 days paid at the rate of current pay, (1/2 of monthly salary or hourly rate).

Noncurrent Liabilities

Noncurrent liabilities include (1) principal amounts of bonds payable, certificates of participation payable, related premiums and discounts, loans payable, and capital lease obligations with contractual maturities greater than one year; and (2) estimated amounts for the early retirement benefits, compensated absences, other postemployment benefits, and net pension liabilities not anticipated to be paid within the next fiscal year.

Pensions

For purposes of measuring the net pension liability, deferred outflows of resources and deferred inflows of resources related to pensions, and pension expense, information about the fiduciary net position of the Kansas Public Employees Retirement System (KPERS) and additions to/deductions from KPERS's fiduciary net position have been determined on the same basis as they are reported by KPERS. For this purpose, benefit payments (including refunds of employee contributions) are recognized when due and payable in accordance with the benefit terms. Investments are reported at fair value.

Cowley County Community College

Notes to Financial Statements

June 30, 2020

1. Summary of Significant Accounting Policies (Continued)

(c) *Assets, Liabilities, and Net Position (Continued)*

Deferred Outflows/Inflows of Resources

In addition to assets, the statement of net position will sometimes report a separate section for deferred outflows of resources. This separate financial statement element, *deferred outflows of resources*, represents a consumption of net position that applies to a future period(s) and so will not be recognized as an outflow of resources (expense/expenditure) until then. The College has two items that qualify for reporting in this category. The first is the deferred charge on refunding resulting from the difference in the carrying value of refunded debt and its reacquisition price. This amount is deferred and amortized over the shorter of the life of the refunded or original debt. The second is the deferred outflows related to other postemployment benefits and pensions as actuarially determined and explained in Note 7, 8 and 9, respectively.

In addition to liabilities, the statement of net position will sometimes report a separate section for deferred inflows of resources. This separate financial statement element, *deferred inflows of resources*, represents an acquisition of net position that applies to a future period(s) and so will not be recognized as an inflow of resources (revenue) until that time. The College has one item that qualifies for reporting in this category. It is the deferred inflows relating to other postemployment benefits and pensions as actuarially determined and explained in Note 7, 8 and 9, respectively.

Net Position

The College's net position is classified as follows:

Net investment in capital assets – This represents the College's total investment in capital assets, net of accumulated depreciation and reduced by outstanding debt obligations related to those capital assets. To the extent debt has been incurred but not yet expended for capital assets, such amounts are not included as a component of net investment in capital assets.

Restricted net position – nonexpendable – Restricted nonexpendable net assets consist of endowment and similar type funds in which donors or other outside sources have stipulated, as a condition of the gift instrument, that the principal is to be maintained in perpetuity, and invested for the purpose of producing present and future income, which may either be expended or added to principal.

Restricted net position – expendable – Restricted expendable net assets include resources in which the College is legally or contractually obligated to spend resources in accordance with restrictions imposed by external third parties.

Unrestricted net position – Unrestricted net assets represent resources derived from student tuition and fees, state appropriations, and sales and services of auxiliary enterprises. These resources are used for transactions relating to the educational and general operations of the College, and may be used at the discretion of the governing board to meet current expenses for any purpose.

(d) *Assets, Liabilities, and Net Position (Continued)*

Net position flow assumption

Sometimes the College will fund outlays for a particular purpose from both restricted (e.g., restricted bond or grant proceeds) and unrestricted resources. In order to calculate the amounts to report as restricted net position and unrestricted net position in the financial statements, a flow assumption must be made about the order in which the resources are considered to be applied. It is the College's policy to consider restricted net position to have been depleted before unrestricted net position is applied.

Cowley County Community College
Notes to Financial Statements
June 30, 2020

1. Summary of Significant Accounting Policies (Continued)

Classification of Revenues

The College has classified its revenues as either operating or nonoperating revenues according to the following criteria:

Operating revenues – Operating revenues include activities that have the characteristics of exchange transactions, such as (1) student tuition and fees, net of scholarship allowances, (2) sales and services of auxiliary enterprises, and (3) most federal, state and local grants and contracts.

Nonoperating revenues – Nonoperating revenues include activities that have the characteristics of nonexchange transactions, such as grants and gifts, and other revenue sources such as state and county (local) appropriations and investment income.

Scholarship Allowances

Student tuition and fee revenues, and certain other revenues from students, are reported net of scholarship allowances in the statement of revenues, expenses, and changes in net position. Scholarship allowances are the differences between the stated charge for goods and services provided by the College, and the amount that is paid by students and/or third parties making payments on the student's behalf. Certain governmental grants, such as PELL, Supplemental Educational Opportunity Grants (SEOG), and other federal, state or nongovernmental programs, are recorded as either operating or nonoperating revenues in the College's financial statements. To the extent that revenues from such programs are used to satisfy tuition and fees and other student charges, the College has recorded a scholarship allowance.

Use of Estimates

The preparation of financial statements in conformity with accounting principles generally accepted in the United States requires management to make estimates and assumptions that affect the reported amounts of assets and liabilities and disclosures of contingent assets and liabilities at the date of the financial statements, and the reported amounts of revenues and expenses during that reporting period. Actual results could differ from those estimates.

Property Tax Information

Collection of current year property tax by the County Treasurer is not completed, apportioned or distributed to the various subdivisions until January of the current fiscal year, such procedure being in conformity with governing Kansas statutes. Current year property taxes receivable are recognized net of an allowance for delinquent taxes. A sixty-day period is used for revenue recognition.

The County Appraiser is responsible for assessment of all taxable property within Cowley County. The County Treasurer computes the annual tax and issues the tax bills to all taxpayers. Property taxes are collected by the County Treasurer, who remits to the College its respective share of the tax collections. Property taxes become a lien against all property on November 1st. Taxpayers have the option of paying in full, or in two installments. The installment dates are December 20 and May 10.

Cowley County Community College
Notes to Financial Statements
June 30, 2020

2. Stewardship, Compliance, and Accountability

(a) Budgetary Information

Kansas statutes require that an annual operating budget be legally adopted for the general fund, special revenue funds (unless specifically exempted by statute), debt service funds, and enterprise funds. The statutes provide for the following sequence and timetable in the adoption of the legal annual operating budget:

1. Preparation of the budget for the succeeding fiscal year on or before August 1st.
2. Publication in local newspaper of the proposed budget and notice of public hearing on the budget on or before August 5th.
3. Public hearing on or before August 15th, but at least ten days after publication of notice of hearing.
4. Adoption of the final budget on or before August 25th.

The College's legal level of budget control is at the fund level. Kansas statutes allow for the governing body to increase the originally adopted budget for previously unbudgeted increases in revenue other than ad valorem property taxes. To do this, a notice of public hearing to amend the budget must be published in the local newspaper. At least ten days after publication, the hearing may be held and the governing body may amend the budget at that time. There were no such budget amendments for this year.

Kansas statutes permit transferring budgeted amounts between line items within an individual fund. However, such statutes prohibit expenditures in excess of the total amount of the adopted budget of expenditures of individual funds.

All legal annual operating budgets are prepared using the regulatory basis of accounting. Regulatory receipts are recognized when cash is received. Expenditures include disbursements, accounts payable, and encumbrances. Encumbrances are commitments for future payment and are supported by a document evidencing the commitment, such as a purchase order or contract. All unencumbered appropriations (legal budget expenditure authority) lapse at year end. Encumbered appropriations are not re-appropriated in the ensuing year's budget but are carried forward until liquidated or canceled. Accordingly, the data presented in the budgetary comparison schedules differs from the data presented in the financial statements prepared in accordance with GAAP. The reconciliations are presented on the face of the budgetary comparison schedules.

A legal operating budget is not required for current restricted funds, capital project funds, trust funds, and some special revenue funds. Spending in funds which are not subject to the legal annual operating budget requirement is controlled by federal regulations, other statutes, or by the use of internal spending limits established by the governing body.

(b) Cash-Basis Law (KSA 10-1113)

Kansas municipalities are subject to the cash-basis law as stated in KSA 10-1113. Certain sub-funds of the Restricted Funds have negative unencumbered cash balances at June 30, 2020, which is allowable under KSA 12-1663. The funds will be reimbursed in the following fiscal year from federal grants, state grants and other contracts for expenditures incurred by the College. This combined receivable has been recognized for GAAP purposes on these financial statements.

Cowley County Community College
Notes to Financial Statements
June 30, 2020

3. Deposits and Investments

As of June 30, 2020, the College had cash and cash equivalents as listed below:

Deposits in financial banking institutions	\$ 5,052,727
Certificates of deposit	5,795,314
Total cash and cash equivalents	\$ 10,848,041

The College did not have any activity in investment-type assets.

The College’s policies relating to deposits and investments are governed by various Kansas Statutes (KSA). Those statutes specify the type of deposits and investments as well as the securing of those deposits and investments.

Interest rate risk – Interest rate risk is the risk that changes in market interest rates will adversely affect the fair value of an investment. Generally, the longer the maturity of an investment, the greater the sensitivity of its fair value to changes in market interest rates. In accordance with KSA 12-1675, the College manages its exposure to interest rate fluctuations by limiting all time investments to maturities of less than two years.

Credit risk – State law limits the amount of credit risk by restricting governments to specific investment types as listed in KSA 12-1675. The College’s practice is to place idle funds in certificates of deposits and United States obligations.

Custodial credit risk – The custodial credit risk for deposits is the risk that, in the event of the failure of a depository financial institution, a government will not be able to recover deposits or will not be able to recover collateral securities that are in the possession of an outside party. The custodial credit risk for investments is the risk that, in the event of the failure of the counterparty to a transaction, a government will not be able to recover the value of investment or collateral securities that are in the possession of an outside party. KSA 9-1402 and 9-1405 requires that governments obtain security for all deposits. The College manages its custodial credit risk by requiring the financial institutions to grant a security interest in securities held by third-party custodial banks. Monies in the Kansas Municipal Investment Pool are not required to have pledged securities. As of June 30, 2020, the College was not exposed to custodial credit risk with its deposits or investments.

Concentration of credit risk – This is the risk of loss attributed to the magnitude of a government’s investment in a single issuer. The College manages this risk by placing funds with financial institutions only after contacting all eligible institutions in the taxing area.

Component unit – Investments of the Cowley College Foundation consists of mutual funds, treasury obligations, certificates of deposits, and other investments. These investments are managed by the Finance Committee of the Foundation. These types of investments are not regulated by Kansas Statutes. These investments are subject to all normal market risks.

Cowley County Community College
Notes to Financial Statements
June 30, 2020

4. Capital Assets

Following are the changes in capital assets for the year ended June 30, 2020:

	Beginning Balance	Increases	(Decrease) Adjustments	Ending Balance
Non-depreciable capital assets				
Land	\$ 4,445,559	\$ -	\$ (25,844)	\$ 4,419,715
Depreciable capital assets				
Buildings and improvements	51,724,911	-	-	51,724,911
Equipment	6,648,242	398,716	-	7,046,958
Leased equipment	1,062,240	2,374,450	-	3,436,690
Total depreciable capital assets	<u>59,435,393</u>	<u>2,773,166</u>	<u>-</u>	<u>62,208,559</u>
Less accumulated depreciation				
Buildings and improvements	(27,416,802)	(1,514,762)	-	(28,931,564)
Equipment	(4,717,134)	(326,689)	-	(5,043,823)
Leased equipment	(708,160)	(970,563)	-	(1,678,723)
Total accumulated depreciation	<u>(32,842,096)</u>	<u>(2,812,014)</u>	<u>-</u>	<u>(35,654,110)</u>
Total depreciable capital assets (net)	<u>26,593,297</u>	<u>(38,848)</u>	<u>-</u>	<u>26,554,449</u>
Total capital assets, net	<u>\$ 31,038,856</u>	<u>\$ (38,848)</u>	<u>\$ (25,844)</u>	<u>\$ 30,974,164</u>

Depreciation and amortization expense for the year ended June 30, 2020, is \$2,812,014.

5. Long-Term Liabilities

The following is a summary of long-term liability transactions for the year ended June 30, 2020:

	Beginning Balance	Additions	Payments/ Reductions	Ending Balance	Current Portion
Certificates of participation					
Refunding certificate - indoor sports	\$ 980,000	\$ -	\$ 235,000	\$ 745,000	\$ 240,000
Certificate of Participation - Series 2015	2,880,000	-	285,000	2,595,000	295,000
Certificate of Participation - Series 2017	7,135,000	-	830,000	6,305,000	845,000
Premium on certificates	171,108	-	23,642	147,466	23,642
Capital lease - computers	365,524	-	223,724	141,800	141,801
Capital lease - signage	155,451	-	94,818	60,633	60,633
Capital lease - HVAC	112,678	-	68,954	43,724	43,724
Capital lease - Bus	-	274,450	37,955	236,495	77,144
Capital lease - Equipment	-	2,100,000	-	2,100,000	-
Compensated absences	454,833	-	74,822	380,011	372,386
Other postemployment benefits	2,980,200	-	402,008	2,578,192	-
Net pension liability	186,180	28,483	-	214,663	-
Total long-term liabilities	<u>\$ 15,420,974</u>	<u>\$ 2,402,933</u>	<u>\$ 2,275,923</u>	<u>\$ 15,547,984</u>	<u>\$ 2,099,330</u>

The compensated absences, other postemployment benefits, and the net pension liability are generally liquidated by the General Fund. The certificates of participation will be paid through revenues generated from the various auxiliary enterprise funds and the General Fund. The capital leases are generally liquidated by the General Fund and the Capital Outlay Fund.

Cowley County Community College
Notes to Financial Statements
June 30, 2020

5. Long-Term Liabilities (Continued)

(a) Indoor Sports Facility

The College issued the Student Union Indoor Sports Facility, Certificates of Participation Series A, 2011. The original issue amount was \$2,660,000, due in annual principal installments ranging from \$220,000 to \$255,000 through year 2023. Interest rates vary from 2.60% to 3.60%.

The annual debt service requirements for the Indoor Sports Facility are as follows:

<u>Year Ending</u>	<u>Principal</u>	<u>Interest</u>	<u>Total</u>
6/30/2021	\$ 240,000	\$ 25,725	\$ 265,725
6/30/2022	250,000	17,805	267,805
6/30/2023	<u>255,000</u>	<u>9,180</u>	<u>264,180</u>
Total	<u>\$ 745,000</u>	<u>\$ 52,710</u>	<u>\$ 797,710</u>

(b) Refunding - Certificates of Participation Series 2015

The College issued the Certificates of Participation Series 2015. The original issue amount was \$3,620,000, due in annual principal installments ranging from \$265,000 to \$360,000 through year 2028. Interest rates vary from 2.50% to 3.45%.

The remaining debt service requirement for the Certificates of Participation - Series 2015 is as follows:

<u>Year Ending</u>	<u>Principal</u>	<u>Interest</u>	<u>Total</u>
6/30/2021	\$ 295,000	\$ 71,377	\$ 366,377
6/30/2022	300,000	63,940	363,940
6/30/2023	310,000	56,315	366,315
6/30/2024	315,000	48,188	363,188
6/30/2025	325,000	39,223	364,223
6/30/26 - 6/30/28	<u>1,050,000</u>	<u>53,645</u>	<u>1,103,645</u>
Total	<u>\$ 2,595,000</u>	<u>\$ 332,688</u>	<u>\$ 2,927,688</u>

(c) Certificates of Participation Series 2017

The College issued the Certificates of Participation Series 2017. The original issue amount was \$8,710,000, due in annual principal installments ranging from \$765,000 to \$970,000 through year 2028. Interest rates vary from 2.00% to 3.00%.

The remaining debt service requirement for the Certificates of Participation - Series 2017 is as follows:

<u>Year Ending</u>	<u>Principal</u>	<u>Interest</u>	<u>Total</u>
6/30/2021	\$ 845,000	\$ 154,350	\$ 999,350
6/30/2022	860,000	137,450	997,450
6/30/2023	880,000	120,250	1,000,250
6/30/2024	895,000	102,650	997,650
6/30/2025	915,000	84,750	999,750
6/30/26 - 6/30/28	<u>1,910,000</u>	<u>86,400</u>	<u>1,996,400</u>
Total	<u>\$ 6,305,000</u>	<u>\$ 685,850</u>	<u>\$ 6,990,850</u>

Cowley County Community College
Notes to Financial Statements
June 30, 2020

5. Long-Term Liabilities (Continued)

(d) Capital Lease Obligations

The College has entered into a lease agreement with University Lease for financing the acquisition of computers. The lease agreement qualifies as a capital lease for accounting purposes and, therefore, has been reported at the present value of the future minimum lease payments as of the inception date. The computers totaled \$613,697 and is included in the capital assets of the College. The amortization of the computers has been included in the College's depreciation expense.

The College has entered into a lease agreement with University Lease for financing the acquisition of College campus signs. The lease agreement qualifies as a capital lease for accounting purposes and, therefore, has been reported at the present value of the future minimum lease payments as of the inception date. The signage totaled \$259,393 and is included in the capital assets of the College. The amortization of this signage has been included in the College's depreciation expense.

The College has entered into a lease agreement with University Lease for financing the acquisition an HVAC system. The lease agreement qualifies as a capital lease for accounting purposes and, therefore, has been reported at the present value of the future minimum lease payments as of the inception date. The HVAC system totaled \$189,150 and is included in the capital assets of the College. The amortization of this HVAC system has been included in the College's depreciation expense.

The College has entered into a lease agreement with Community National Bank for financing the acquisition of a 2020 Coachliner Bus. The lease agreement qualifies as a capital lease for accounting purposes and, therefore, has been reported at the present value of the future minimum lease payments as of the inception date. The Bus totaled \$274,450 and is included in the capital assets of the College. The amortization of this bus has been included in the College's depreciation expense.

The College has entered into a lease agreement with Bank of America for financing the acquisition of Deferred Maintenance Equipment. The lease agreement qualifies as a capital lease for accounting purposes and, therefore, has been reported at the present value of the future minimum lease payments as of the inception date. The equipment totaled \$2,100,000 and is included in the capital assets of the College. The amortization of this equipment has been included in the College's depreciation expense.

The annual debt service requirements for capital leases are as follows:

<u>Year Ending</u>	<u>Principal</u>	<u>Interest</u>	<u>Total</u>
6/30/2021	\$ 323,302	\$ 59,394	\$ 382,696
6/30/2022	205,459	56,349	261,808
6/30/2023	210,409	51,400	261,809
6/30/2024	133,199	47,138	180,337
6/30/2025	136,605	43,732	180,337
6/30/2026 - 6/30/2030	737,238	164,444	901,682
6/30/2031 - 6/30/2035	836,440	65,243	901,683
Total	<u>\$ 2,582,652</u>	<u>\$ 487,700</u>	<u>\$ 3,070,352</u>

Cowley County Community College
Notes to Financial Statements
June 30, 2020

6. Operating Lease Obligations

The College leases certain facilities for its educational purposes. See below for descriptions of the various uses and the length of the operating leases. The related future rental payments of leases with more than one year term are in the table below.

The Bloomenshine Center, Arkansas City, KS is used for operating classes, a student lounge, administrative offices and related educational activities. The operating lease has an option to renew for a term of three years at a time. Expenses for year ending June 30, 2020, were \$26,000. The College exercised the buyout agreement at the end of the lease.

The operating lease of 201 Industrial Drive, Mulvane, KS is used for operating classes and related educational activities. The operating lease was renewed for an additional two years. Expenses for year ending June 30, 2020, were \$90,000.

The operating lease of Fugate, Wichita, KS is used for the purpose of operation of a satellite college, and the provision of related services. The operating lease was renewed for an additional three year term. Expenses for year ending June 30, 2020, were \$66,000.

The future minimum lease payments are as follows:

Year ending June 30,	Mulvane IT	Fugate	Total Operating Expense
6/30/2021	\$ 90,000	\$ 72,600	\$ 162,600
6/30/2022	90,000	72,600	162,600
6/30/2023	-	72,600	72,600
Total	\$ 180,000	\$ 217,800	\$ 397,800

7. Other Postemployment Healthcare Benefits (OPEB)

Plan Description

The College sponsors Medical and Dental insurance to qualifying retirees and their dependents. Coverage is provided through a fully-insured program that operates as a single-employer defined benefit plan. Retirees and their spouses may continue coverage with the College until retiree Medicare eligibility (i.e. age 65). In addition, spouses may continue coverage under Cobra provisions, not to exceed the spouse age 65, when the retiree dies or reaches age 65. The College pays up to the single premium for retirees when upon retirement the minimum of age 60 and 10 years of service is achieved. Otherwise, retirees pay group plan rates to maintain coverage. Dependents must pay group plan premiums to maintain coverage in all cases.

All retiree coverage is provided through the group insurance program of the College and delivered through a fully insured arrangement. Along with a dental plan, three medical plan options (High, Low and HDHP) are available to qualifying retirees. Coverage is available for retirees and spouses until the retiree qualifies for Medicare (i.e. age 65).

Spouses may continue coverage under Cobra, upon covered retiree death or attainment of Medicare eligibility age, for up to 36 months not to exceed the spouse's own age 65. Benefits renew annually on September 1. A retiree is not allowed future coverage after once declining coverage.

Retirees and beneficiaries receiving benefits	17
Terminated plan members entitled to but not yet receiving benefits	-
Active plan members	185
Total	202

Cowley County Community College
Notes to Financial Statements
June 30, 2020

7. Other Postemployment Healthcare Benefits (OPEB) (Continued)

Funding Policy

The College provides health insurance benefits to retirees and their dependents in accordance with Kansas law (KSA 12-5040). The benefits are paid from the general operating assets of the College on a pay-as-you-go basis. The contribution requirements of Plan members and the College are established and may be amended by the Board of Trustees.

Employer Contribution - An employer may make contributions through an irrevocable transfer of assets to a qualifying trust, direct payment of benefits or a combination of these. Without a trust and self-funded, the contribution equals retiree claims plus admin costs, less any retiree contribution premiums. Without a trust and not self-funded, the contribution equals age-adjusted premium costs, less any retiree contribution premiums.

Annual OPEB Cost and Net OPEB Obligation

The College's annual OPEB cost (expense) consists of the service cost plus interest on total OPEB liability and changes in assumptions and inputs. The service cost is the portion of the Actuarial Present Value of OPEB benefits that is allocated to the current year by the Actuarial Cost method. The following table presents the components of the College's annual OPEB cost for the year, the amount actually contributed to the Plan, and changes in the College's total OPEB obligation to the Plan.

	<u>June 30, 2020</u>
Net OPEB liability - beginning of year	\$ 2,980,200
Service cost	216,961
Interest cost	92,495
Changes in benefit terms	(128,694)
Differences between actual and expected experience	(217,477)
Changes in assumptions and inputs	(137,293)
Employer contributions (benefit payments)	228,000
Net changes	(402,008)
Net OPEB liability - end of year	\$ 2,578,192

Changes in benefit terms include: The plan coverage parameters changed effective September 1, 2019 for the High Option and the HDHP. The plan coverage parameters changed effective September 1, 2020 for the Low Option. The impact is a reduction in the Total OPEB Liability of \$128,694.

Changes from the beginning to the end of year measurement for FY 2019-20 are noted below:

- The discount rate changed from 3.0% to 2.6%.
- The assumed proportion of future retiring employees with a covered spouse was changed from 35% to 40%.
- The assumed mortality was changed from the Society of Actuaries RPH-2014 Adjusted to 2006 Total Dataset Headcount-weighted Mortality table with MP-2018 Full Generational Improvement to the Society of Actuaries Pub-2010 Public Retirement Plans Headcount-Weighted General Mortality Tables using Scale MP-2019 Full Generational Improvement.
- The retiree per capita costs, retiree contribution premiums and trend assumptions were updated as part of the actuarial evaluation.
- There was a change in plan coverage parameters (i.e. deductible, co-pay, etc.) that is currently recognized as a change in benefit terms.
- The valuation was altered to recognize that eligibility for single free coverage for Faculty is Rule of 85 or Age 60 and 10 years of service (not just 60 and 10).

Cowley County Community College
Notes to Financial Statements
June 30, 2020

7. Other Postemployment Healthcare Benefits (OPEB) (Continued)

Total OPEB Liability

The College's total OPEB liability of \$2,578,192 reported as of June 30, 2020, was measured as of June 30, 2019 (the measurement date), and was determined by an actuarial valuation as of July 1, 2017, using the following actuarial assumptions:

Salary increases; including wage increases	2.0%
Discount rate	2.6%

OPEB Expense

For the year ended June 30, 2020, the College recognized OPEB expense of \$213,380, which includes the changes in the total OPEB liability, and the amortization of deferred outflows of resources and deferred inflows of resources for the current period.

Valuation Procedures and Discount Rate

GASB 75 standards require a single discount rate be determined. To the extent Plan (i.e. Trust) assets are projected to be sufficient to make projected benefit payments, the discount rate will equal the expected return on such assets. To the extent a Plan is not projected to be sufficient make future benefit payments the yield or index for 20-year, tax-exempt general obligation municipal bonds with an average rating of AA/Aa or higher should be factored in. Plan assets do not apply to the College's program.

In order to determine the municipal bond rate the actuaries took the average of the published yields from the S&P Municipal Bond 20 year High Grade and the Fidelity GO AA-20 Years indexes. The selected average rates are 3.0% and 2.6% as of the beginning and end of year measurement dates, respectively. These were used as the discount rates to determine present value costs.

Mortality rates used for the death benefits were based on the Society of Actuaries Pub-2010 Public Retirement Plans Headcount-Weighted General Mortality Tables using Scale MP-2019 Full Generational Improvement.

In the July 1, 2017, actuarial valuation, the Entry Age Normal - Level Percent of pay Actuarial Cost method was applied. The actuarial assumptions included a 3.00% investment rate of return, which is a blended rate of the expected long-term investment returns on Plan assets and on the College's pooled funds and investments. The valuation assumed annual healthcare cost trend rate of 7.50% in the first year, decreasing by 0.25% until year nine when it reaches an ultimate rate of 5.00%. The valuation followed generally accepted actuarial methods and included tests as considered necessary to assure the accuracy of the results.

Sensitivity of Total OPEB Liability to changes in Healthcare Cost Trend Rate

	<u>1% Decrease</u>	<u>Current Trend Assumption</u>	<u>1% Increase</u>
Total OPEB Liability	\$ 2,269,734	\$ 2,578,192	\$ 2,948,184
Increase / (Decrease) from Baseline	(308,458)		369,992

Sensitivity of Total OPEB Liability to changes in the Discount Rate

	<u>1% Decrease</u>	<u>Current Single Discount Rate</u>	<u>1% Increase</u>
	1.60%	Assumption 2.60%	3.60%
Total OPEB Liability	\$ 2,813,257	\$ 2,578,192	\$ 2,363,927
Increase / (Decrease) from Baseline	235,065		(214,265)

Cowley County Community College
Notes to Financial Statements
June 30, 2020

7. Other Postemployment Healthcare Benefits (OPEB) (Continued)

Deferred Outflows of Resources and Deferred Inflows of Resources

At June 30, 2020, the College reported deferred outflows of resources and deferred inflows of resources related to OPEB from the following sources:

<u>Category</u>	<u>Deferred Outflows of Resources</u>	<u>Deferred Inflows of Resources</u>
Differences between actual and expected experience	\$ 463,174	\$ 199,354
Changes in assumptions	148,323	125,852
Benefit payments subsequent to the measurement date (1)	-	-
Total	<u>\$ 611,497</u>	<u>\$ 325,206</u>

(1) Expected Employer Contributions between Measurement date and Reporting date - Does not apply.

Amounts reported as deferred outflows of resources and deferred inflows of resources related to OPEB will be recognized as an expense/(income) item in OPEB expense as follows:

<u>Year Ending:</u>	<u>Amount</u>
6/30/2021	\$ 32,618
6/30/2022	32,618
6/30/2023	32,618
6/30/2024	32,618
6/30/2025	32,618
Thereafter	<u>123,201</u>
Total	<u>\$ 286,291</u>

8. Other Post Employment Benefit Plan - KPERS Death and Disabilities

The College participates in a multiple-employer defined benefit other postemployment benefit (OPEB) plan (the Plan) which is administered by the Kansas Public Employees Retirement System (KPERS). The Plan provides long-term disability benefits and a life insurance benefit for disabled members to KPERS members, as provided by K.S.A. 74-04927. The Plan is administered through a trust held by KPERS that is funded to pay annual benefit payments. However because the trust's assets are used to pay employee benefits other than OPEB, the trust does not meet the criteria in paragraph 4 of GASB Statement No. 75, *Accounting and Financial Reporting for Postemployment Benefits Other Than Pensions*. Accordingly, the Plan is considered to be administered on a pay-as-you-go basis.

Contributions

Employer contributions are established and may be amended by state statute. Members are not required to contribute. Employer contributions paid for benefits as they came due during the fiscal year ended June 30, 2020, totaled \$7,621.

Special Funding Situation

The employer contributions for the College, as defined in K.S.A. 74-4931 (2) and (3), are made by the State of Kansas on behalf of the College. Therefore, the College is considered to be in a special funding situation. Accordingly, the State is required to recognize the total OPEB liability, deferred outflows of resources, deferred inflows of resources and expense for the OPEB plan attributable to the College. The College records revenue and OPEB expense in an amount equal to the expense recognized by the State on behalf of the College.

Cowley County Community College
Notes to Financial Statements
June 30, 2020

8. Other Post Employment Benefit Plan - KPERS Death and Disabilities (Continued)

Benefits

Benefits are established by statute and may be amended by the KPERS Board of Trustees. The Plan provides long-term disability benefits equal to 60% (prior to January 1, 2006, 66 2/3 percent) of annual compensation, offset by other benefits. Members receiving long-term disability benefits also receive credit towards their KPERS retirement benefits and have their group life insurance coverage continued under the waiver of premium provision.

The monthly long-term disability benefit is 60% of the member's monthly compensation, with a minimum of \$100 and a maximum of \$5,000. The monthly benefit is subject to reduction by deductible sources of income, which include Social Security primary disability or retirement benefits, workers compensation benefits, other disability benefits from any other sources by reason of employment, and earnings from any form of employment. If the disability begins before age 60, benefits are payable while the disability continues until the member's 65th birthday or retirement date, whichever occurs first. If the disability begins after age 60, benefits are payable while the disability continues, for a period of five years or until the member retires, whichever occurs first. Benefit payments for disabilities caused or contributed to by substance abuse or non-biologically based mental illnesses are limited to the shorter of the term of the disability or 24 months per lifetime.

The death benefit paid to beneficiaries of disabled members is 150% of the greater of 1) the member's annual rate of compensation at the time of disability, or 2) the members previous 12 months of compensation at the time of the last date on payroll. If the member has been disabled for five or more years, the annual compensation or salary rate at the time of death will be indexed using the consumer price index, less one percentage point, to compute the death benefit. If a member is diagnosed as terminally ill with a life expectancy of 12 months or less, the member may be eligible to receive up to 100% of the death benefit rather than having the benefit paid to the beneficiary. If a member retires or disability benefits end, the member may convert the group life insurance coverage to an individual insurance policy.

Covered Employees

The College has the following employees covered by the Plan as of the actuarial valuation report date June 30, 2019:

Inactive employees or beneficiaries currently receiving benefit payments	3
Active employees	206
Total	209

Total OPEB Liability

At the College's reporting date of June 30, 2020, the total OPEB liability recognized by the State of Kansas that was attributable to the College was \$178,218.

Actuarial Assumptions

The financial information for fiscal year 2018-19 is based upon actuarial valuation performed as of December 31, 2018, rolled forward to June 30, 2019 using the participant census as of July 1, 2018.

The measurement date as selected by the College under GASB 75 Standards is June 30th. The results of the valuation were projected to the end of year measurement date using standard actuarial techniques.

Price inflation	2.75%
Salary increases, including wage increases	3.50-10.00%
Discount rate (based on the 20 year municipal bond rate with an average rating of AA/Aa or better, obtained from the index.)	3.50%

Cowley County Community College

Notes to Financial Statements

June 30, 2020

8. Other Post Employment Benefit Plan - KPERS Death and Disabilities (Continued)

Actuarial Assumptions (Continued)

Mortality rates used for the death benefits were based on the RP-2014 Healthy Annuitant Mortality Table for Males and Females, adjusted for generational mortality improvement using MP-2018. Mortality rates used for the disability benefits were based on the RP-2014 Disabled Life Table with generational mortality improvement using MP-2019.

The actuarial assumptions used in the December 31, 2018, valuation were based on the results of an actuarial experience study conducted for three years ending December 31, 2015.

Revenue and OPEB Expense Recorded by the College

For the year ended June 30, 2020, the College recognized revenue and OPEB expense in an equal amount of \$39,579.

9. Defined Benefit Pension Plan

Plan Description

The College participates in the Kansas Public Employees Retirement System (KPERS or System), a cost-sharing multiple-employer defined benefit pension plan as provided by Kansas law and administered by KPERS, a body corporate and an instrumentality of the State of Kansas. Kansas law establishes and amends benefit provisions. KPERS issues a publicly available, stand-alone comprehensive annual financial report that includes financial statements and required supplementary information. That report may be obtained by writing to KPERS (611 S. Kansas, Suite 100, Topeka, KS 66603) or by calling 1-888-275-5737, or at the KPERS website at www.kpers.org.

KPERS provides benefits to the following statewide pension groups under one plan, as provided by KSA 74 article 49:

- Public employees, which include:
 - State/School Employees
 - Local Employees
- Police and Firemen
- Judges

Substantially all public employees in Kansas are covered by the pension plan. Participation by local political subdivisions is optional, but irrevocable once elected.

The employer contributions for non-public school district schools, as defined in K.S.A. 74-4931 (2) and (3), are funded by the State of Kansas on behalf of these employers. Therefore, these employers, vocational-technical schools and community junior colleges, are considered to be in a special funding situation as defined by GASB Statement No. 68. The State is treated as a nonemployer contributing entity in the System. Since these employers do not contribute directly to the System for active employees, there is no net pension liability or deferred inflows or outflows to report in the financial statements for active employees. The notes to the College's financial statements must disclose the portion of the nonemployer contributing entities' total proportionate share of the collective net pension liability that is associated with the non-public school district employer. In addition, each non-public school district employer must recognize the pension expense associated with their employer as well as revenue in an amount equal to the nonemployer contributing entities' total proportionate share of the collective pension expense associated with their employer.

A number of these employers make contributions directly to KPERS for KPERS retirees filling KPERS covered positions per KSA. 74-4937, "working after retirement" employees. The resulting proportional share of these agencies "working after retirement" contributions and resulting net pension liability are attributable to the employer.

Cowley County Community College
Notes to Financial Statements
June 30, 2020

9. Defined Benefit Pension Plan (Continued)

Benefits Provided

Benefits are established by statute and may only be changed by the Legislature. Members with ten or more years of credited service, may retire as early as age 55, with an actuarially reduced monthly benefit. Normal retirement is at age 65, age 62 with ten years of credited service, or whenever a member's combined age and years of certified service equal 85 "points".

Monthly retirement benefits are based on a statutory formula that includes final average salary and years of service. When ending employment, members may withdraw their contributions from their individual accounts, including interest. Members who withdraw their accumulated contributions lose all rights and privileges of membership. For all pension coverage groups, the accumulated contributions and interest are deposited into and disbursed from the membership accumulated reserve fund as established by KSA 74-4922.

Members choose one of seven payment options for their monthly retirement benefits. At retirement a member may receive a lump sum payment of up to 50% of the actuarial present value of the member's lifetime benefit. The monthly retirement benefit is then permanently reduced based on the amount of the lump sum. Benefit increases, including ad hoc postretirement benefit increases, must be passed into law by the Kansas Legislature. Benefit increases are under the authority of the Legislature and the Governor of the State of Kansas.

The 2012 Legislature made changes affecting new hires, current members and employers. A new KPERS 3 cash balance retirement plan for new hires starting January 1, 2015, was created. Normal retirement age for KPERS 3 is 65 with five years of service or 60 with 30 years of service. Early retirement is available at age 55 with ten years of service, with a reduced benefit. Monthly benefit options are an annuity benefit based on the account balance at retirement.

Contributions

For all pension coverage groups, the retirement benefits are disbursed from the retirement benefit payment reserve fund established by KSA 74-4922. Member contribution rates are established by State law, and are paid by the employee according to the provisions of Section 414(h) of the Internal revenue code. State law provides that the employer contribution rates for each of the three state wide pension groups to be determined based on the results of each annual actuarial valuation. The contributions and assets of all groups are deposited in the Kansas Public Employees Retirement Fund established by KSA 74-4921. All of the retirement systems are funded on an actuarial reserve basis.

For fiscal years beginning in 1995, Kansas legislation established statutory limits on increases in contribution rates for KPERS employers. Annual increases in the employer contribution rates related to subsequent benefit enhancements are not subject to these limitations. The statutory cap increase over the prior year contribution rate is 1.2% of total payroll for the fiscal year ended June 30, 2019.

The State is required to contribute 100% of the College's contractually required contributions, which are actuarially determined as an amount that, when combined with employee contributions, is expected to finance the cost of benefits earned by employees during the year, with an additional amount to finance any unfunded accrued liability. However, they do make contributions directly to KPERS for KPERS retirees filling KPERS covered positions per KSA 74-4937, "working after retirement" employees. The resulting proportional share of the "working after retirement" contributions and resulting new pension liability are attributable to the employer.

KSA 74-4919 and KSA 74-49,210 establish the KPERS member-employee contribution rates. KPERS has multiple benefit structures and contribution rates depending on whether the employee is a KPERS 1, KPERS 2, or KPERS 3 member. KPERS 1 members are active and contributing members hired before July 1, 2009. KPERS 2 members were first employed in a covered position on or after July 1, 2009, and KPERS 3 members were first employed in a covered position on or after January 1, 2015. Effective January 1, 2015, Kansas law established the KPERS member-employee contribution rate of 6% of covered salary for KPERS 1, KPERS 2, and KPERS 3 members.

Cowley County Community College
Notes to Financial Statements
June 30, 2020

9. Defined Benefit Pension Plan (Continued)

Contributions (Continued)

The College's contractually required contributions rate for the actuarial report dated year ended June 30, 2019, was 14.59% of the annual college payroll of which 1.2414% of payroll was required from the College and 98.7586% of payroll was required from the State. The College's contributions to the pension plan were \$21,365 for the year ended June 30, 2019 (actuarial report date).

Legislature in the 2015 session authorized issuance of \$1.0 billion in net bond proceeds to improve the funding of the State/School group. The bonds were issued in August 2015, and deposited in the trust fund on August 20, 2015.

Employer Allocations

Although KPERS administers one cost-sharing, multiple-employer defined benefit pension plan, separate (sub) actuarial valuations are prepared to determine the actuarial determined contribution rate by group. Following this method, the measurement of the collective net pension liability, deferred outflows of resources, deferred inflows of resources, and pension expense are determined separately for each of the following groups of the plan:

- State/School
- Local
- Police and Fireman
- Judges

To facilitate the separate (sub) actuarial valuations, the System maintains separate accounts to identify additions, deductions, and fiduciary net position applicable to each group. The allocation percentages presented for each group in the schedule of employer and nonemployer allocations are applied to amounts presented in the schedules of pension amounts by employer and nonemployer.

Pension Liabilities, Pension Expense, and Deferred Outflows of Resources and Deferred Inflows of Resources Related to Pensions

At June 30, 2020 (report year ended June 30, 2019), the College reported a liability for its proportionate share of the net pension liability that reflected a reduction for the State pension support provided to the College. The amount recognized by the College as its proportionate share of the net pension liability, the related state support, and the total portion of the net pension liability that was associated with the College were as follows:

College's proportionate share of the net pension liability	\$ 214,663
State's proportionate share of the net pension liability associated with the College	<u>17,075,700</u> <u>\$17,290,363</u>

The net pension liability was measured as of December 31, 2018, which was rolled forward to June 30, 2019. The total pension liability used to calculate the net pension liability was determined by an actuarial valuation as of that date. The College's proportion of the net pension liability was based on the ratio of its contributions to the total of the employer and non-employer contributions of the group for the fiscal year ended June 30, 2019. The contributions used exclude contributions made for prior service, excess benefits, and irregular payments. At the actuarial report date of June 30, 2019, the combined College and state's proportion was 0.2706%, which was an increase of 0.04719% from its proportion measured as of June 30, 2018.

For the actuarial report as of June 30, 2019, there were changes in assumptions and benefits as described in the notes to the required supplemental information.

Cowley County Community College
Notes to Financial Statements
June 30, 2020

9. Defined Benefit Pension Plan (Continued)

Pension Liabilities, Pension Expense, and Deferred Outflows of Resources and Deferred Inflows of Resources Related to Pensions (Continued)

There were no changes between the measurement date of December 31, 2018, rolled forward to June 30, 2019, and the College's reporting date of June 30, 2020.

For the year ended June 30, 2020, the College recognized pension expense of \$1,650,895 and revenue of \$1,650,895 for support provided by the state. For the portion related to the "working after retirement" the College recognized pension expense of \$90,440, which includes the changes in the collective net pension liability, projected earnings on pension plan investments, and the amortization of deferred outflows of resources and deferred inflows of resources for the current period. At June 30, 2020 (the measurement date of June 30, 2019), the College reported deferred outflows of resources and deferred inflows of resources related to pensions for the College from the following sources:

	<u>Deferred Outflows of Resources</u>	<u>Deferred Inflows of Resources</u>
Differences between expected and actual experience	\$ 1,865	\$ 5,552
Changes of assumptions	3,568	79
Net difference between projected and actual earnings on pension plan investments	5,765	-
Changes in proportion and differences between College contributions and proportionate share of contributions	<u>100,099</u>	<u>51,487</u>
Total	<u>\$ 111,297</u>	<u>\$ 57,118</u>

Other amounts reported as deferred outflows of resources and deferred inflows of resources related to pension will be recognized in pension expenses by the College as follows:

<u>Year Ending:</u>	<u>Amount</u>
6/30/2021	\$ 43,437
6/30/2022	12,939
6/30/2023	(6,728)
6/30/2024	3,895
6/30/2025	636
Thereafter	-
	<u>\$ 54,179</u>

Actuarial Assumptions

The total pension liability was determined by an actuarial valuation as of December 31, 2018, which was rolled forward to June 30, 2019, using the following actuarial assumptions, applied to all periods included in the measurement:

- Inflation 2.75 percent
- Wage Inflation 3.5 percent
- Salary increases, including wage increases 3.5 to 12.0 percent, including price inflation
- Investment rate of return 7.75 percent

Cowley County Community College
Notes to Financial Statements
June 30, 2020

9. Defined Benefit Pension Plan (Continued)

Actuarial Assumptions (Continued)

Mortality rates were based on the RP 2014 Mortality Tables, with age setbacks and age set forwards as well as other adjustments based on different membership groups. Future mortality improvements are anticipated using Scale MP-2016. Different adjustments apply to pre-retirement versus post-retirement versus post-disability mortality tables.

The actuarial assumptions used in the December 31, 2018, valuation were based on the results of an actuarial experience study conducted for the period January 1, 2013, through December 31, 2015. The experience study is dated November 18, 2016.

The long-term expected rate of return of pension plan investments was determined using a building-block method in which best-estimate ranges of expected future real rates of return (expected returns, net of pension plan investment expense and inflation) are developed for each major asset class. These ranges are combined to produce the long-term expected rate of return by weighting the expected future real rates of return by the target asset allocation percentage and by adding expected inflation. Best estimates of arithmetic real rates of return for each major asset class included in the pension plan's target asset allocation as of the most recent experience study, dated November 18, 2016, as provided by KPERS' investment consultant, are summarized in the following table:

<u>Asset class</u>	<u>Long-term target allocation</u>	<u>Long-term expected real rate of return</u>
Global Equity	47.00%	6.85%
Fixed Income	13.00%	1.25%
Yield Driven	8.00%	6.55%
Real Return	11.00%	1.71%
Real Estate	11.00%	5.05%
Alternatives	8.00%	9.85%
Short-Term Investments	<u>2.00%</u>	-0.25%
Total	<u>100.00%</u>	

Discount Rate

The discount rate used to measure the total pension liability was 7.75%. The projection of cash flows used to determine the discount rate was based on member and employer contributions as outlined below.

In KPERS, the State/School and Local groups do not necessarily contribute the full actuarially determined rate. Based on legislation passed in 1993 and subsequent legislation, the employer contribution rates certified by the Board may not increase by more than the statutory cap. The statutory cap for Fiscal Year 2017 was 1.2 percent.

In recent years, the Legislature has made several changes to statutory rates that deviate from the scheduled contribution increases set under the caps established in 2012 for the State/School group. Under 2015 SB 4, the previously certified State/School statutory rate for Fiscal Year 2015 of 11.27 percent was reduced to 8.65 percent for the last half of the fiscal year as part of the Governor's allotment. That same session, SB 228 recertified statutory rates for the State/School group to 10.91 percent for Fiscal Year 2016 and 10.81 percent for Fiscal Year 2017 in anticipation of the issuance of \$1 billion in pension obligation bonds. Legislation in the 2016 session (SB 161) provided for the delay of up to \$100 million in State and School contributions to the Pension Plan. Legislation passed by the 2017 Legislature removed the repayment provisions included in SB 161.

Cowley County Community College
Notes to Financial Statements
June 30, 2020

9. Defined Benefit Pension Plan (Continued)

Discount Rate (Continued)

In addition, 2017 S Sub. For Sub. HB 2052 delayed \$64.1 million in Fiscal Year State/School contributions, to be repaid over 20 years in level dollar installments. The first year payment of \$6.4 million was received in July 2017 and appropriations for Fiscal Year 2018 are intended to fully fund the State/School group statutory contribution rate of 12.01 percent for that year. Additional legislation in the 2017 Session (S Sub for HB 2002) provided for a reduction of \$194 million from the previously certified contribution rate of 13.21 percent in the State/School contributions for Fiscal Year 2019. Like the Fiscal Year 2017 reduction, it is to be paid back over a 20 year period, beginning in Fiscal Year 2020. Therefore, both reductions will be accounted for as long-term receivables by the Pension Plan. The 2018 Legislature passed House Sub for Sen Bill 109, that provided additional funds for the school group of \$56 million in Fiscal Year 2018 and \$138 million in Fiscal Year 2019.

Based on employer contribution history as described above, it is a reasonable estimate that the State/School group's contribution rate may not be certified at the statutory rate. It has been assumed that contribution rates will be made within the same range as have been seen in the past few years, between 11 to 12 percent. Using this assumption actuarial modeling indicates that employer contribution rates for the State/School group are sufficient to avoid a depletion date.

Sensitivity of the College's proportionate share of the net pension liability to changes in the discount rate

The table below presents the net pension liability of the Pension Plan as of June 30, 2019, calculated using the discount rate of 7.75%, as well as what the net pension liability would be if it were calculated using a discount rate that is 1-percentage point lower (6.75%) or 1-percentage point higher (8.75%) than the current rate:

1% Decrease (6.75%)	Discount rate (7.75%)	1% Increase (8.75%)
\$293,821	\$214,663	\$148,237

10. Risk Management

The College is exposed to various risks of loss related to torts; theft of, damage to, and destruction of assets; errors and omissions; injuries to employees; and natural disasters. These risks are covered by commercial insurance purchased from independent third parties. There has been no significant change in insurance coverage from the previous fiscal year. Settled claims have not exceeded commercial insurance coverage in any of the past three years.

11. Related Party Transactions Between the College and its Component Unit

The Cowley College Foundation paid \$234,911 in student scholarships during the current fiscal year.

The College provides administrative support, office space, and other services to the Cowley College Foundation. The Foundation does not reimburse the College for expenses incurred.

Cowley County Community College
Notes to Financial Statements
June 30, 2020

12. Contingent Liabilities

The College receives significant financial assistance from numerous federal and state governmental agencies in the form of grants and state pass-through aid. The disbursement of funds received under these programs generally requires compliance with terms and conditions specified in the grant agreements and is subject to audit. Any disallowed claims resulting from such audits could become a liability of the College. However, in the opinion of management, any such disallowed claims would not have a material effect on the financial statements.

The College is a defendant in various pending litigation and administrative proceedings. Management anticipates that any potential claims, if any, against the College would be covered by insurance and would not materially affect the College's financial position.

13. Prior Period Adjustment

The College re-evaluated their student accounts receivable for collectibility. This resulted in a prior period adjustment and total effect on beginning net position of (\$2,489,250).

14. COVID-19 Pandemic

In recent months, the coronavirus (COVID-19) outbreak in the United States has resulted in the temporary closure of schools and operating hours for our offices. There is unprecedented uncertainty surrounding the duration of the pandemic, its potential economic ramifications, and any government actions to mitigate them. Accordingly, while management cannot quantify the financial and other impact to the College as of the date of this report, management believes that a material impact on the College's financial position and results of future operations is reasonably possible. The College was awarded \$603,357 in April 2020 under the Student portion of the CARES Act, \$603,357 under the Institutional portion of the CARES Act, and \$59,972 under the Strengthening Institutions portion of the CARES Act. The College received and spent all of the Student portion, received \$603,357 and spent \$450,293 of the Institutional portion and received \$0 and spent \$59,972 of the Strengthening Institutions portion as of June 30, 2020.

15. Subsequent Events

Management has evaluated the effects on the financial statements of subsequent events occurring through the date of this report, which is the date at which the financial statements were available to be issued.

REQUIRED SUPPLEMENTARY INFORMATION

Cowley County Community College

**Schedule of Changes in the Net OPEB Liability - Healthcare
For the Year Ended June 30, 2020**

	Last 10 Fiscal Years									
	<u>2020</u>	<u>2019</u>	<u>2018</u>	<u>2017</u>	<u>2016</u>	<u>2015</u>	<u>2014</u>	<u>2013</u>	<u>2012</u>	<u>2011</u>
Total OPEB Liability - Beginning of year	<u>\$ 2,980,200</u>	<u>\$ 2,382,832</u>	<u>\$ 2,234,437</u>	For 2011 to 2017, this data is not yet available.						
Service Cost	216,961	166,437	151,837	For 2011 to 2017, this data is not yet available.						
Interest Cost	92,495	79,654	77,648	For 2011 to 2017, this data is not yet available.						
Changes in Benefit Terms	(128,694)	-	-	For 2011 to 2017, this data is not yet available.						
Differences between actual and expected experience	(217,477)	555,808	-	For 2011 to 2017, this data is not yet available.						
Changes in assumptions and inputs	(137,293)	66,469	123,910	For 2011 to 2017, this data is not yet available.						
Employer contributions	<u>(228,000)</u>	<u>(271,000)</u>	<u>(205,000)</u>	For 2011 to 2017, this data is not yet available.						
Net Changes	<u>(402,008)</u>	<u>597,368</u>	<u>148,395</u>	For 2011 to 2017, this data is not yet available.						
Total OPEB Liability - End of year	<u>\$ 2,578,192</u>	<u>\$ 2,980,200</u>	<u>\$ 2,382,832</u>	For 2011 to 2017, this data is not yet available.						

Note: For June 30, 2018, GASB 75 was implemented. The information for years 2011-2017 is not available under the measurement requirements of GASB 75.

Cowley County Community College

**Schedule of the College's Proportionate Share of the Net OPEB Liability - Healthcare
For the Year Ended June 30, 2020**

	Last 10 Fiscal Years									
	<u>2020</u>	<u>2019</u>	<u>2018</u>	<u>2017</u>	<u>2016</u>	<u>2015</u>	<u>2014</u>	<u>2013</u>	<u>2012</u>	<u>2011</u>
Total OPEB Liability	\$ 2,578,192	\$ 2,980,200	\$ 2,382,832	For 2011 to 2017, this data is not yet available.						
Fiduciary net position	-	-	-	For 2011 to 2017, this data is not yet available.						
Net OPEB liability	<u>\$ 2,578,192</u>	<u>\$ 2,980,200</u>	<u>\$ 2,382,832</u>	For 2011 to 2017, this data is not yet available.						
Fiduciary net position as a percentage of total OPEB liability	0.00%	0.00%	0.00%	For 2011 to 2017, this data is not yet available.						
Covered-employee payroll	\$ 9,114,156	\$ 9,819,831	\$ 9,819,831	For 2011 to 2017, this data is not yet available.						
Net OPEB liability as a percentage of covered-employee payroll	28.30%	30.30%	24.30%	For 2011 to 2017, this data is not yet available.						

Note: For June 30, 2018, GASB 75 was implemented. The information for years 2011-2017 is not available under the measurement requirements of GASB 75.

Cowley County Community College

**Schedule of the College's Proportionate Share of the Net OPEB Liability - KPERS Death and Disability
For the Year Ended June 30, 2020**

	Last 10 Fiscal Years									
	<u>2020</u>	<u>2019</u>	<u>2018</u>	<u>2017</u>	<u>2016</u>	<u>2015</u>	<u>2014</u>	<u>2013</u>	<u>2012</u>	<u>2011</u>
Total OPEB Liability	\$ 178,218	\$ 138,639	\$ 141,682	For 2011 to 2017, this data is not yet available.						
Fiduciary net position	-	-	-	For 2011 to 2017, this data is not yet available.						
Net OPEB liability	<u>\$ 178,218</u>	<u>\$ 138,639</u>	<u>\$ 141,682</u>	For 2011 to 2017, this data is not yet available.						
Nonemployer contributing entities' total proportionate share of collective net OPEB liability	\$ 178,218	\$ 138,639	\$ 141,682	For 2011 to 2017, this data is not yet available.						
Employer's proportionate share of the collective net OPEB liability	\$ -	\$ -	\$ -	For 2011 to 2017, this data is not yet available.						
Covered-employee payroll	\$ 11,132,391	\$10,778,559	\$10,420,801							
Employer's proportionate share of collective net OPEB liability as a percentage of covered-employee payroll	1.60%	1.29%	1.36%							
Plan fiduciary net position as a percentage of the total OPEB liability	0.00%	0.00%	0.00%	For 2011 to 2017, this data is not yet available.						

Note: For June 30, 2018, GASB 75 was implemented. The information for years 2011-2017 is not available under the measurement requirements of GASB 75.

Cowley County Community College

**Schedule of the College's OPEB Contributions - KPERS Death & Disability
For the Year Ended June 30, 2020**

Kansas Public Employees Retirement System

Last 10 Fiscal Years

	<u>2020</u>	<u>2019</u>	<u>2018</u>	<u>2017</u>	<u>2016</u>	<u>2015</u>	<u>2014</u>	<u>2013</u>	<u>2012</u>	<u>2011</u>
Statutorily required OPEB contributions	\$ 7,621	\$ 2,400	\$ 1,657	For 2011 to 2017, this data is not yet available.						
OPEB contributions in relation to statutorily required contributions**	<u>7,621</u>	<u>2,400</u>	<u>1,657</u>	For 2011 to 2017, this data is not yet available.						
Contribution deficiency (excess)	<u>\$ -</u>	<u>\$ -</u>	<u>\$ -</u>	For 2011 to 2017, this data is not yet available.						
College's covered-employee payroll	\$ 11,132,391	\$ 10,778,559	\$ 10,420,801	For 2011 to 2017, this data is not yet available.						
OPEB contributions as a percentage of covered payroll	0.07%	0.02%	0.02%	For 2011 to 2017, this data is not yet available.						

** Contributions in relation to statutorily required OPEB contributions are the contributions an employer actually made to the OPEB Plan, as distinct from statutorily required contributions.

Cowley County Community College

**Schedule Of The College's Proportionate Share Of The Net Pension Liability
Year Ended June 30, 2020**

Kansas Public Employees Retirement System

Last 10 Fiscal Years

	<u>2020</u>	<u>2019</u>	<u>2018</u>	<u>2017</u>	<u>2016</u>	<u>2015</u>	<u>2014</u>	<u>2013</u>	<u>2012</u>	<u>2011</u>
College's proportion of the net pension liability (asset)	0.002%	0.002%	0.003%	0.003%	0.001%	0.000%	0.000%	For 2011 to 2013, this data is not yet available.		
College's proportionate share of the net pension liability (asset)	\$ 214,663	\$ 186,180	\$ 276,620	\$ 253,817	\$ 68,940	\$ -	\$ -	For 2011 to 2013, this data is not yet available.		
State's proportionate share of the net pension liability (asset)	0.192%	0.156%	0.174%	0.188%	0.211%	0.167%	0.019%			
State's proportionate share of the net pension liability (asset)	\$ 17,075,700	\$ 14,226,311	\$ 16,006,227	\$ 16,922,056	\$ 17,487,197	\$ 16,126,705	\$ 18,308,158	For 2011 to 2013, this data is not yet available.		
Total collective net pension liability (asset)	\$ 17,290,363	\$ 14,412,491	\$ 16,282,847	\$ 17,175,873	\$ 17,556,137	\$ 16,126,705	\$ 18,308,158			
College's covered payroll	\$ 11,844,899	\$ 11,403,369	\$ 10,863,517	\$ 10,728,540	\$ 11,321,427	\$ 11,713,003	\$ 11,465,206			
College's proportionate share of the net pension liability (asset) as a percentage of its covered payroll	145.97%	126.39%	149.89%	160.10%	155.07%	137.68%	159.68%	For 2011 to 2013, this data is not yet available.		
Plan fiduciary net position as a percentage of the total pension liability	68.88%	67.12%	65.10%	64.95%	66.60%	59.94%	59.94%	For 2011 to 2013, this data is not yet available.		

Cowley County Community College

**Schedule of College Contributions
For the Year Ended June 30, 2020**

Kansas Public Employees Retirement System

Last 10 Fiscal Years

	<u>2020</u>	<u>2019</u>	<u>2018</u>	<u>2017</u>	<u>2016</u>	<u>2015</u>	<u>2014</u>	<u>2013</u>	<u>2012</u>	<u>2011</u>
Contractually required contribution	\$ 2,488	\$ 8,130	\$ 8,124	\$ 7,857	\$ 12,829	\$ -	\$ -	\$ -	\$ -	\$ -
Contributions in relation to the contractually required contribution	<u>(2,488)</u>	<u>(8,130)</u>	<u>(8,124)</u>	<u>(7,857)</u>	<u>(12,829)</u>	-	-	-	-	-
Contribution deficiency (excess)	<u>\$ -</u>	<u>\$ -</u>	<u>\$ -</u>	<u>\$ -</u>	<u>\$ -</u>	<u>\$ -</u>	<u>\$ -</u>	<u>\$ -</u>	<u>\$ -</u>	<u>\$ -</u>
College's covered payroll	\$ 11,844,899	\$ 11,403,369	\$ 10,863,517	\$ 10,728,540	\$ 11,321,427	\$ -	\$ -	\$ -	\$ -	\$ -
Contributions as a percentage of covered payroll	0.02%	0.07%	0.07%	0.07%	0.11%	0.00%	0.00%	0.00%	0.00%	0.00%

Note: Historically, the College has not been responsible for contributions due to being a special funding situation. The State of Kansas has paid all contributions. Due to changes in the statutes, the College is now responsible for "working after retirement" employees contributions.

Cowley County Community College

Notes to Required Supplementary Information For the Year Ended June 30, 2020

Other Post Employment Benefits - Healthcare

Changes in benefit terms:

The plan coverage parameters changed effective September 1, 2019 for the High Option and the HDHP. The plan coverage parameters changed effective September 1, 2020 for the Low Option. The impact is a reduction in the Total OPEB Liability of \$128,694.

Changes in assumptions:

Changes from the beginning to the end of year measurement for FY 2019-20 are noted below:

- The discount rate changed from 3.0% to 2.6%
- The assumed proportion of future retiring employees with a covered spouse was changed from 35% to 40%.
- The assumed mortality was changed from the Society of Actuaries RPH-2014 Adjusted to 2006 Total Dataset Headcount-weighted Mortality table with MP-2018 Full Generational Improvement to the Society of Actuaries Pub-2010 Public Retirement Plans Headcount-Weighted General Mortality Tables using Scale MP-2019 Full Generational Improvement.
- The retiree per capita costs, retiree contribution premiums and trend assumptions were updated as part of the actuarial evaluation.
- There was a change in plan coverage parameters (i.e. deductible, co-pay, etc.) that is currently recognized as a change in benefit terms.
- The valuation was altered to recognize that eligibility for single free coverage for Faculty is Rule of 85 or Age 60 and 10 years of service (not just 60 and 10).

Other Post Employment Benefits - KPERS Death and Disabilities

Changes in benefit terms:

There are no changes in benefits.

Changes in assumptions:

- Changes of assumptions and other inputs reflect a change in the discount rate from 3.87% in June 30, 2018 actuarial report to 3.50% at June 30, 2019.
- Mortality rates used for the death benefits were based on the RP-2014 Healthy Annuitant Mortality Table for Males and Females, adjusted for generational mortality improvement using MP-2018. Mortality rates used for the disability benefits were based on the RP-2014 Disabled Life Table with generational mortality improvement using MP-2018.

Defined Benefit Pension Plan

Changes in benefit terms:

There are no changes in benefits.

Changes in assumptions:

Changes from the beginning to the end of year measurement for the valuation report dated June 30, 2019, are noted below:

- Price inflation lowered from 3.00 percent to 2.75 percent
- Investment return assumption was lowered from 8.00 percent to 7.75 percent
- General wage growth assumption was lowered from 4.00 percent to 3.5 percent
- Payroll growth assumption was lowered from 4.00 percent to 3.00 percent

SUPPLEMENTARY INFORMATION

Cowley County Community College

**Schedule of Cash Receipts, Expenditures, and Changes in Unencumbered Cash
Budget and Actual - Budgetary Basis
General Fund
Year Ended June 30, 2020**

	Budgeted Amounts		Actual Amounts Budgetary	Variance With Final Budget Over (Under)
	Original	Final	Basis	
<u>Cash Receipts</u>				
Student sources	\$ 5,037,515	\$ 5,037,515	\$ 5,964,218	\$ 926,703
State sources	4,410,683	4,410,683	4,410,683	-
Local sources	5,535,989	5,535,989	5,850,293	314,304
Other sources	772,111	772,111	1,444,284	672,173
Total Cash Receipts	\$ 15,756,298	\$ 15,756,298	17,669,478	\$ 1,913,180
<u>Expenditures and Transfers Subject to Budget</u>				
Instruction	\$ 4,694,306	\$ 4,694,306	4,668,910	\$ (25,396)
Academic support	833,046	833,046	607,372	(225,674)
Student services	4,549,863	4,549,863	3,620,796	(929,067)
Institutional support	4,866,070	4,866,070	3,358,591	(1,507,479)
Operation and maintenance	2,212,629	2,212,629	2,163,569	(49,060)
Scholarships	1,750,000	1,750,000	1,761,215	11,215
Nonmandatory transfers in (out)	1,315,394	1,315,394	1,000	(1,314,394)
Total Expenditures and Transfers Subject to Budget	\$ 20,221,308	\$ 20,221,308	16,181,453	\$ (4,039,855)
Receipts Over (Under) Expenditures			1,488,025	
Unencumbered Cash, July 1, as originally stated			7,922,666	
Prior period adjustment			(2,489,250)	
Unencumbered Cash, July 1, restated			5,433,416	
Unencumbered Cash, June 30			\$ 6,921,441	
Unencumbered Cash, June 30			\$ 6,921,441	
Receivables			1,707,566	
Accrued sick leave			(38,625)	
Accrued vacation			(341,386)	
Accrued net pension liability			(160,484)	
Accrued other post employment benefits			(2,291,901)	
GAAP fund balance			\$ 5,796,611	

Cowley County Community College

**Schedule of Cash Receipts, Expenditures, and Changes in Unencumbered Cash
Budget and Actual - Budgetary Basis
Postsecondary Technical Education Fund
Year Ended June 30, 2020**

	Budgeted Amounts		Actual Amounts Budgetary	Variance With Final Budget Over (Under)
	Original	Final	Basis	
<u>Cash Receipts</u>				
Student sources	\$ 2,390,862	\$ 2,390,862	\$ 1,102,871	\$ (1,287,991)
State sources	4,253,176	4,253,176	3,687,107	(566,069)
Other sources	-	-	3,339	3,339
	-	-	3,339	3,339
Total Cash Receipts	\$ 6,644,038	\$ 6,644,038	4,793,317	\$ (1,850,721)
<u>Expenditures and Transfers Subject to Budget</u>				
Instruction	\$ 3,872,231	\$ 3,872,231	2,880,588	\$ (991,643)
Academic support	153,343	153,343	97,089	(56,254)
Student services	837,515	837,515	570,886	(266,629)
Institutional support	895,631	895,631	528,536	(367,095)
Operation and maintenance	407,289	407,289	391,758	(15,531)
Scholarships	322,131	322,131	277,183	(44,948)
	322,131	322,131	277,183	(44,948)
Total Expenditures and Transfers Subject to Budget	\$ 6,488,140	\$ 6,488,140	4,746,040	\$ (1,742,100)
Receipts Over (Under) Expenditures			47,277	
Unencumbered Cash, July 1			699,456	
Unencumbered Cash, June 30			\$ 746,733	
Unencumbered Cash, June 30 Receivables			\$ 746,733	-
GAAP fund balance			\$ 746,733	

Cowley County Community College

**Schedule of Cash Receipts, Expenditures, and Changes in Unencumbered Cash
Budget and Actual - Budgetary Basis
Adult Education Fund
Year Ended June 30, 2020**

	Budgeted Amounts		Actual Amounts Budgetary Basis	Variance With Final Budget Over (Under)
	Original	Final		
<u>Cash Receipts</u>				
Federal sources	\$ 110,811	\$ 110,811	\$ 115,256	\$ 4,445
State sources	179,373	179,373	60,600	(118,773)
Other sources	-	-	93,959	93,959
Transfers	-	-	1,000	1,000
	-	-	1,000	1,000
 Total Cash Receipts	 \$ 290,184	 \$ 290,184	 270,815	 \$ (19,369)
 <u>Expenditures Subject to Budget</u>				
Instruction	\$ 271,008	\$ 271,008	271,008	\$ -
 Receipts Over (Under) Expenditures			(193)	
 Unencumbered Cash, July 1			565	
 Unencumbered Cash, June 30			\$ 372	
 Unencumbered Cash, June 30			\$ 372	
Receivables			-	
Deferred revenue			-	
GAAP fund balance			\$ 372	

Cowley County Community College

**Schedule of Cash Receipts, Expenditures, and Changes in Unencumbered Cash
Budget and Actual - Budgetary Basis
Adult Supplementary Fund
Year Ended June 30, 2020**

	Budgeted Amounts		Actual Amounts Budgetary Basis	Variance With Final Budget Over (Under)
	Original	Final		
<u>Cash Receipts</u>				
Student sources	\$ -	\$ -	\$ 5,750	\$ 5,750
Other sources	13,265	13,265	5,087	(8,178)
Total Cash Receipts	\$ 13,265	\$ 13,265	10,837	\$ (2,428)
<u>Expenditures Subject to Budget</u>				
Instruction	\$ 24,095	\$ 24,095	(8,851)	\$ (32,946)
Receipts Over (Under) Expenditures			19,688	
Unencumbered Cash, July 1			20,723	
Unencumbered Cash, June 30			\$ 40,411	
Unencumbered Cash, June 30 Receivables			\$ 40,411	
			-	
GAAP fund balance			\$ 40,411	

Cowley County Community College

**Schedule of Cash Receipts, Expenditures, and Changes in Unencumbered Cash
Budget and Actual - Budgetary Basis
Motorcycle Driver Safety Fund
Year Ended June 30, 2020**

	Budgeted Amounts		Actual Amounts Budgetary Basis	Variance With Final Budget Over (Under)
	Original	Final		
<u>Cash Receipts</u>				
Sales	\$ -	\$ -	\$ 34	\$ 34
<u>Expenditures Subject to Budget</u>				
Instruction	\$ 6,377	\$ 6,377	-	\$ (6,377)
Receipts Over (Under) Expenditures			34	
Unencumbered Cash, July 1			30,924	
Unencumbered Cash, June 30			\$ 30,958	
Unencumbered Cash, June 30 Receivables			\$ 30,958	
			-	
GAAP fund balance			\$ 30,958	

Cowley County Community College

**Schedule of Cash Receipts, Expenditures, and Changes in Unencumbered Cash
Budget and Actual - Budgetary Basis
Bookstore Fund
Year Ended June 30, 2020**

	Budgeted Amounts		Actual Amounts Budgetary	Variance With Final Budget Over (Under)
	Original	Final	Basis	
<u>Cash Receipts</u>				
Sales	\$ 1,675,000	\$ 1,675,000	\$ 1,229,136	\$ (445,864)
Transfer from other funds	-	-	41,000	41,000
Total Cash Receipts	<u><u>\$ 1,675,000</u></u>	<u><u>\$ 1,675,000</u></u>	<u>1,270,136</u>	<u><u>\$ (404,864)</u></u>
<u>Expenditures Subject to Budget</u>				
Salaries and benefits	\$ 202,984	\$ 202,984	\$ 200,109	\$ (2,875)
General operating expenses	54,200	54,200	27,158	(27,042)
Supplies	200	200	99,224	99,024
Cost of goods sold	1,050,000	1,050,000	944,640	(105,360)
Total Expenditures Subject to Budget	<u><u>\$ 1,307,384</u></u>	<u><u>\$ 1,307,384</u></u>	<u>1,271,131</u>	<u><u>\$ (36,253)</u></u>
Receipts Over (Under) Expenditures			(995)	
Unencumbered Cash, July 1			<u>1,730</u>	
Unencumbered Cash, June 30			<u><u>\$ 735</u></u>	
Unencumbered Cash, June 30			\$ 735	
Inventory			<u>552,298</u>	
GAAP fund balance			<u><u>\$ 553,033</u></u>	

Cowley County Community College

**Schedule of Cash Receipts, Expenditures, and Changes in Unencumbered Cash
Budget and Actual - Budgetary Basis
Housing Fund
Year Ended June 30, 2020**

	Budgeted Amounts		Actual Amounts Budgetary	Variance With Final Budget Over (Under)
	Original	Final	Basis	
<u>Cash Receipts</u>				
Student sources	\$ -	\$ -	\$ 145,860	\$ 145,860
Sales	2,407,986	2,407,986	2,227,803	(180,183)
Other income	52,600	52,600	(378,669)	(431,269)
Total Cash Receipts	\$ 2,460,586	\$ 2,460,586	1,994,994	\$ (465,592)
<u>Expenditures Subject to Budget</u>				
Salaries and benefits	\$ 163,201	\$ 163,201	149,209	\$ (13,992)
General operating expenses	1,060,350	1,060,350	50,474	(1,009,876)
Supplies	2,650	2,650	310,005	307,355
Cost of goods sold	-	-	815,665	815,665
Utilities	387,000	387,000	149,317	(237,683)
Equipment	106,500	106,500	-	(106,500)
Debt service	375,000	375,000	364,851	(10,149)
Transfer to other funds	-	-	98,000	(98,000)
Total Expenditures Subject to Budget	\$ 2,094,701	\$ 2,094,701	1,937,521	\$ (353,180)
Receipts Over (Under) Expenditures			57,473	
Unencumbered Cash, July 1			1,980,640	
Unencumbered Cash, June 30			\$ 2,038,113	
Unencumbered Cash, June 30			\$ 2,038,113	
Receivables			-	
GAAP fund balance			\$ 2,038,113	

Cowley County Community College

**Schedule of Cash Receipts, Expenditures, and Changes in Unencumbered Cash
Budget and Actual - Budgetary Basis
Cosmetology Fund
Year Ended June 30, 2020**

	Budgeted Amounts		Actual Amounts Budgetary Basis	Variance With Final Budget Over (Under)
	Original	Final		
<u>Cash Receipts</u>				
Sales	\$ 12,850	\$ 12,850	\$ 6,230	\$ (6,620)
<u>Expenditures Subject to Budget</u>				
General operating expenses	\$ -	\$ -	456	\$ 456
Cost of goods sold	12,850	12,850	10,241	(2,609)
Total Expenditures Subject to Budget	\$ 12,850	\$ 12,850	10,697	\$ (2,153)
Receipts Over (Under) Expenditures			(4,467)	
Unencumbered Cash, July 1			4,959	
Unencumbered Cash, June 30			\$ 492	
Unencumbered Cash, June 30 Receivables			\$ 492	-
GAAP fund balance			\$ 492	

Cowley County Community College

**Schedule of Cash Receipts, Expenditures, and Changes in Unencumbered Cash
Budget and Actual - Budgetary Basis
Wellness Center Fund
Year Ended June 30, 2020**

	Budgeted Amounts		Actual Amounts Budgetary Basis	Variance With Final Budget Over (Under)
	Original	Final		
<u>Cash Receipts</u>				
Sales	\$ 35,995	\$ 35,995	\$ 29,760	\$ (6,235)
Transfer from other funds	-	-	57,000	57,000
Total Cash Receipts	\$ 35,995	\$ 35,995	86,760	\$ 50,765
<u>Expenditures Subject to Budget</u>				
Salaries and benefits	\$ 80,972	\$ 80,972	75,982	\$ (4,990)
General operating expenses	14,100	14,100	4,976	(9,124)
Supplies	4,314	4,314	5,449	1,135
Total Expenditures Subject to Budget	\$ 99,386	\$ 99,386	86,407	\$ (12,979)
Receipts Over (Under) Expenditures			353	
Unencumbered Cash, July 1			230	
Unencumbered Cash, June 30			\$ 583	
Unencumbered Cash, June 30 Receivables			\$ 583	-
GAAP fund balance			\$ 583	

Cowley County Community College

**Schedule of Cash Receipts, Expenditures, and Changes in Unencumbered Cash
Budget and Actual - Budgetary Basis
Deli Fund
Year Ended June 30, 2020**

	Budgeted Amounts		Actual Amounts Budgetary	Variance With Final Budget Over (Under)
	Original	Final	Basis	(Under)
<u>Cash Receipts</u>				
Sales	\$ 45,000	\$ 45,000	\$ 27,840	\$ (17,160)
 <u>Expenditures Subject to Budget</u>				
Salaries and benefits	\$ -	\$ -	356	\$ 356
General operating expenses	5,000	5,000	1,265	(3,735)
Supplies	30,225	30,225	23,820	(6,405)
Total Expenditures Subject to Budget	\$ 35,225	\$ 35,225	25,441	\$ (9,784)
Receipts Over (Under) Expenditures			2,399	
Unencumbered Cash, July 1			61,072	
Unencumbered Cash, June 30			\$ 63,471	
Unencumbered Cash, June 30 Inventory			\$ 63,471	-
GAAP fund balance			\$ 63,471	

Cowley County Community College

Schedule of Cash Receipts, Expenditures, and Changes in Unencumbered Cash

Budget and Actual - Budgetary Basis

Capital Outlay Fund

Year Ended June 30, 2020

	Budgeted Amounts		Actual Amounts Budgetary Basis	Variance With Final Budget Over (Under)
	Original	Final		
<u>Cash Receipts</u>				
Local sources	\$ 384,931	\$ 384,931	\$ 380,557	\$ (4,374)
<u>Expenditures and Transfers Subject to Budget</u>				
Plant equipment and facility	\$ 358,964	\$ 358,964	216,585.00	\$ (142,379)
Receipts Over (Under) Expenditures			163,972	
Unencumbered Cash, July 1			<u>145,108</u>	
Unencumbered Cash, June 30			<u>\$ 309,080</u>	
Unencumbered Cash, June 30			\$ 309,080	
Receivables			<u>8,427</u>	
GAAP fund balance			<u>\$ 317,507</u>	

SINGLE AUDIT SECTION

Cowley County Community College

**Schedule of Expenditures of Federal Awards
For the Year Ended June 30, 2020**

Federal Grantor/Pass-Through Grantor Program Title	Federal CFDA Number	Identifying Number	Disbursements/ Expenditures
<u>Department of Education</u>			
Direct Programs:			
Student Financial Aid (SFA) Cluster			
Federal Work-Study Program	84.033	P033A161504	\$ 68,945
Supplemental Education Opportunity Grant	84.007	P007A161504	55,980
Federal Direct Student Loan	84.268	P268K171454	3,307,208
PELL Grant	84.063	P063P161454	3,950,901
Total Student Financial Aid (SFA) Cluster			7,383,034
TRIO Cluster			
TRIO Student Support Services 18-19	84.042A	P042A160110-19	12,412
TRIO Student Support Services 19-20	84.042A	P042A160110-20	316,603
TRIO Upper Bound Program 18-19	84.047A	P047A171288-19	97,685
TRIO Upper Bound Program 19-20	84.047A	P047A171288-20	147,553
Total TRIO Cluster			574,253
CARES Act Cluster			
Institutional Portion of CARES Act for Higher Education	84.425F	P425F202375	450,293
CARES Act funds for Students	84.425E	P425E202238	603,357
CARES Act funds for Strengthening the Institution	84.425M	P425M200633	59,972
Total Cares Act Cluster			1,113,622
Passed Through Kansas Board of Regents:			
Adult Education - Basic Grants to States	84.002		115,255
			9,186,164
TOTAL DEPARTMENT OF EDUCATION			
TOTAL SCHEDULE OF EXPENDITURES OF FEDERAL AWARDS			\$ 9,186,164

NOTES TO SCHEDULE OF EXPENDITURES OF FEDERAL AWARDS

Note 1 - Basis of Presentation

The accompanying Schedule of Expenditures of Federal Awards (the Schedule) includes the federal grant activity of Cowley County Community College of Arkansas City, Kansas, under programs of the federal government for the year ended June 30, 2020. The information in the Schedule is presented in accordance with the requirements of Title 2 *U.S. Code of Federal Regulations* Part 200, *Uniform Administrative Requirements, Cost Principles, and Audit Requirements for Federal Awards* (Uniform Guidance). Because the Schedule presents only a selected portion of the operations of the College it is not intended to and does not present the financial position, changes in net position, or cash flows of the College.

Note 2 - Summary of Significant Account Policies

(1) Expenditures reported on the Schedule are reported on the accrual basis of accounting. Such expenditures are recognized following the cost principals contained in the Uniform Guidance, wherein certain types of expenditures are not allowable or are limited as to reimbursement.

(2) The College has not elected to use the 10 percent de minimis indirect cost rate as allowed under the Uniform Guidance.

**INDEPENDENT AUDITOR'S REPORT ON INTERNAL CONTROL OVER FINANCIAL REPORTING AND
ON COMPLIANCE AND OTHER MATTERS BASED ON AN AUDIT OF FINANCIAL STATEMENTS
PERFORMED IN ACCORDANCE WITH *GOVERNMENT AUDITING STANDARDS***

Board of Trustees
Cowley County Community College
Arkansas City, Kansas

We have audited, in accordance with the auditing standards generally accepted in the United States of America and the standards applicable to financial audits contained in *Government Auditing Standards* issued by the Comptroller General of the United States, the financial statements of the business-type activities, and the aggregate discretely presented component unit of Cowley County Community College, as of and for the year ended June 30, 2020, and the related notes to the financial statements, which collectively comprise Cowley County Community College's basic financial statements, and have issued our report thereon dated January 29, 2021.

Internal Control Over Financial Reporting

In planning and performing our audit of the financial statements, we considered Cowley County Community College's internal control over financial reporting (internal control) as a basis for designing audit procedures that are appropriate in the circumstances for the purpose of expressing our opinions on the financial statements, but not for the purpose of expressing an opinion on the effectiveness of Cowley County Community College's internal control. Accordingly, we do not express an opinion on the effectiveness of Cowley County Community College's internal control.

A *deficiency in internal control* exists when the design or operation of a control does not allow management or employees, in the normal course of performing their assigned functions, to prevent, or detect and correct, misstatements on a timely basis. A *material weakness* is a deficiency, or a combination of deficiencies, in internal control, such that there is a reasonable possibility that a material misstatement of the entity's financial statements will not be prevented, or detected and corrected on a timely basis. A *significant deficiency* is a deficiency, or a combination of deficiencies, in internal control that is less severe than a material weakness, yet important enough to merit attention by those charged with governance.

Our consideration of internal control was for the limited purpose described in the first paragraph of this section and was not designed to identify all deficiencies in internal control that might be material weaknesses or, significant deficiencies. Given these limitations, during our audit we did not identify any deficiencies in internal control that we consider to be material weaknesses. We did identify certain deficiencies in internal control, described in the accompanying schedule of findings and questioned costs as item 2020-001 that we consider to be a significant deficiency.

Compliance and Other Matters

As part of obtaining reasonable assurance about whether Cowley County Community College's financial statements are free from material misstatement, we performed tests of its compliance with certain provisions of laws, regulations, contracts, and grant agreements, noncompliance with which could have a direct and material effect on the financial statements. However, providing an opinion on compliance with those provisions was not an objective of our audit, and accordingly, we do not express such an opinion. The results of our tests disclosed no instances of noncompliance or other matters that are required to be reported under *Government Auditing Standards*.

Cowley County Community College's response to the findings identified in our audit is described in the accompanying schedule of findings and questioned costs. Cowley County Community College's response was not subjected to the auditing procedures applied in the audit of the financial statements and, accordingly, we express no opinion on it.

Purpose of this Report

The purpose of this report is solely to describe the scope of our testing of internal control and compliance and the results of that testing, and not to provide an opinion on the effectiveness of the entity's internal control or on compliance. This report is an integral part of an audit performed in accordance with *Government Auditing Standards* in considering the entity's internal control and compliance. Accordingly, this communication is not suitable for any other purpose.

Swindoll, Janzen, Hawk & Loyd, LLC
Swindoll, Janzen, Hawk, & Loyd, LLC
Hutchinson, Kansas

January 29, 2021

**INDEPENDENT AUDITOR'S REPORT ON COMPLIANCE WITH REQUIREMENTS THAT COULD HAVE
A DIRECT AND MATERIAL EFFECT ON EACH MAJOR PROGRAM AND ON INTERNAL CONTROL
OVER COMPLIANCE REQUIRED BY THE UNIFORM GUIDANCE**

Board of Trustees
Cowley County Community College
Arkansas City, Kansas

Report on Compliance for Each Major Federal Program

We have audited Cowley County Community College's (College) compliance with the types of compliance requirements described in the *OMB Compliance Supplement* that could have a direct and material effect on each of the College's major federal programs for the year ended June 30, 2020. The College's major federal programs are identified in the summary of auditor's results section of the accompanying schedule of findings and questioned costs.

Management's Responsibility

Management is responsible for compliance with the requirements of federal statutes, regulations, and the terms and conditions of its federal awards applicable to its federal programs.

Auditor's Responsibility

Our responsibility is to express an opinion on compliance for each of the College's major federal programs based on our audit of the types of compliance requirements referred to above. We conducted our audit of compliance in accordance with auditing standards generally accepted in the United States of America; the standards applicable to financial audits contained in *Government Auditing Standards*, issued by the Comptroller General of the United States; and the audit requirements of Title 2 U.S. *Code of Federal Regulations* Part 200, *Uniform Administrative Requirements, Cost Principles, and Audit Requirements of Federal Awards* (Uniform Guidance). Those standards and Uniform Guidance require that we plan and perform the audit to obtain reasonable assurance about whether noncompliance with the types of compliance requirements referred to above that could have a direct and material effect on a major federal program occurred. An audit includes examining, on a test basis, evidence about the College's compliance with those requirements and performing such other procedures as we considered necessary in the circumstances.

We believe that our audit provides a reasonable basis for our opinion on compliance for each major federal program. However, our audit does not provide a legal determination of the College's compliance.

Opinion on Each Major Federal Program

In our opinion, the College, complied, in all material respects, with the types of compliance requirements referred to above that could have a direct and material effect on each of its major federal programs identified in the summary of auditor's results section of the accompanying schedule of findings and questioned costs for the year ended June 30, 2020.

Report on Internal Control Over Compliance

Management of the College is responsible for establishing and maintaining effective internal control over compliance with the types of compliance requirements referred to above. In planning and performing our audit of compliance, we considered the College's internal control over compliance with the types of requirements that could have a direct and material effect on each major federal program to determine the auditing procedures that are appropriate in the circumstances for the purpose of expressing an opinion on compliance for each major federal program and to test and report on internal control over compliance in accordance with the Uniform Guidance, but not for the purpose of expressing an opinion on the effectiveness of internal control over compliance. Accordingly, we do not express an opinion on the effectiveness of the College's internal control over compliance.

Hutchinson Office
129 W. 2nd, Ste. A
Hutchinson, KS 67504
620.662.3358

McPherson Office
123 S. Main
McPherson, KS 67460
620.241.1826

Newton Office
3179 North Main Ste. A
North Newton, KS 67117
316.282.9905

Wichita Office
220 W. Douglas, Ste. 300
Wichita, KS 67202
316.265.5600

A deficiency in internal control over compliance exists when the design or operation of a control over compliance does not allow management or employees, in the normal course of performing their assigned functions, to prevent, or detect and correct, noncompliance with a type of compliance requirement of a federal program on a timely basis. A *material weakness in internal control over compliance* is a deficiency, or combination of deficiencies, in internal control over compliance, such that there is a reasonable possibility that material noncompliance with a type of compliance requirement of a federal program will not be prevented, or detected and corrected, on a timely basis. A *significant deficiency in internal control over compliance* is a deficiency, or a combination of deficiencies, in internal control over compliance with a type of compliance requirement of a federal program that is less severe than a material weakness in internal control over compliance, yet important enough to merit attention by those charged with governance.

Our consideration of internal control over compliance was for the limited purpose described in the first paragraph of this section and was not designed to identify all deficiencies in internal control over compliance that might be material weaknesses or significant deficiencies. We did not identify any deficiencies in internal control over compliance that we consider to be material weaknesses. However, material weaknesses may exist that have not been identified.

The purpose of this report on internal control over compliance is solely to describe the scope of our testing of internal control over compliance and the results of that testing based on the requirements of the Uniform Guidance. Accordingly, this report is not suitable for any other purpose.

Swindoll, Janzen, Hawk & Loyd, LLC
Swindoll, Janzen, Hawk, and Loyd, LLC
Hutchinson, Kansas

January 29, 2021

Cowley County Community College
Schedule of Findings and Questioned Costs
For the Year Ended June 30, 2020

Section 1 – Summary of Auditor’s Results

Financial Statements

1. Type of auditor’s opinion issued on whether the financial statements audited were prepared in accordance with GAAP:	Unmodified
2. Internal control over financial reporting:	
a. Material weaknesses identified?	No
b. Significant deficiencies identified?	Yes
3. Noncompliance material to the financial statements noted?	No

Federal Awards

1. Internal control over major programs:	
a. Material weaknesses identified?	No
b. Significant deficiencies identified?	None Reported
2. Type of auditor’s report issued on compliance for major programs:	Unmodified
3. Any audit findings disclosed that are required to be reported in accordance with 2 CFR Section 200.516(a)?	No
4. Identification of major programs:	<u>CFDA No.</u>
Student Financial Aid Programs:	
Federal Supplemental Educational Opportunity Grant Program	84.007
Federal Work-Study Program	84.033
Federal PELL Grant Program	84.063
Federal Direct Student Loan Program	84.268
CARES Act:	
Institutional Portion of CARES Act for Higher Education	84.425F
CARES Act funds for Students	84.425E
CARES Act for Strengthening the Institution	84.425M
5. Dollar threshold used to distinguish between Type A and Type B programs:	\$750,000
6. Auditee qualified as a low-risk auditee?	Yes

Section 2 – Findings – Financial Statement Audit

2020-001 Student Accounts Receivable Prior Period Adjustment

Condition: The College re-evaluated their student accounts receivable for collectability. This resulted in a prior period adjustment and total effect on net position of (\$2,489,250).

Criteria: Internal controls should be in place to ensure accuracy over student accounts receivable allowance account.

Cause: This was caused in part, by human error, and in part by ineffective procedures in place to evaluate the allowance account balance.

Effect: The balances in the June 30, 2019, financial statements were restated.

Cowley County Community College
Schedule of Findings and Questioned Costs
For the Year Ended June 30, 2020

Section 2 – Findings – Financial Statement Audit (Cont.)

2020-001 Student Accounts Receivable Prior Period Adjustment (Cont.)

Recommendation: We recommend that processes and procedures be developed to continually evaluate the collectability of student accounts receivable balances and adjust managements estimate accordingly.

Views of Responsible Official and Planned Corrective Actions: Management has already implemented the above recommendations. They have developed reports that are ran at the end of each semester in conjunction with turning over accounts to the State set-off program.

Section 3 – Findings and Questioned Costs – Major Federal Award Programs

Student Financial Aid Programs

Federal Supplemental Education Opportunity Grant, CFDA No. 84.007. Federal Work-Study Program CFDA No. 84.033. Federal Pell Grant Program CFDA No. 84.063. Federal Direct Student Loan Program CFDA No. 84.268

There were no reportable findings for the year ended June 30, 2020.

CARES Act

Institutional Portion of CARES Act for Higher Education, CFDA No. 84.425F. CARES Act funds for Students, CFDA No. 84.425E. CARES Act funds for Strengthening the Institution, CFDA No. 84.425M

There were no reportable findings for the year ended June 30, 2020.